

WYOMING'S

2013

**REPORT ON
TRAFFIC
CRASHES**



TABLE OF CONTENTS

DEFINITIONS	1
QUICK LOOK	
General Information	2
Economic Loss/County	3
Holiday Crash Statistics	4
Fatal Crash Count by County - Map	5
GENERAL CRASH INFORMATION	
Crash Counts by County & Month	6
Collision Type Crashes 2009 to 2013	7
PEOPLE INVOLVED INFORMATION	
Drivers Involved in Fatal, Injury and PDO Crashes by Age & Gender	8
Occupants with Seat Belt Usage by County	9-10
Pedestrian Crashes	11
Pedacyclists (Bicyclists) Crashes	12
THE ENVIRONMENT	
Road Surface & Road Condition by Crash Severity	13
Weather Conditions & Lighting Conditions by Crash Severity	14
VEHICLES	
Vehicle Types by Crash Severity	15
Contributing Circumstances by Crash Severity	16
WYOMING COMMUNITIES	
City/Town Crashes by Crash Severity	17-18
Manner of Collision by Intersection Type Crashes	19
ALCOHOL INVOLVED CRASHES	
Alcohol Involved Crashes 2009 to 2013	20
2009 to 2013 Alcohol Involved Drivers Age Group by Crash Severity	21-22
Fatal Crashes	
Alcohol Involved Fatal Crashes by County / City	23
Alcohol Involved Fatal Crashes by Vehicle Type, Estimated Speed, Age & Gender	24
Injury Crashes	
Alcohol Involved Injury Crashes by County / City	25
Alcohol Involved Injury Crashes by Vehicle Type, Estimated Speed, Age & Gender	26
PDO Crashes	
Alcohol Involved PDO Crashes by County / City	27
Alcohol Involved PDO Crashes by BAC Results, Crash Severity & Age Group	28-29

DRIVERS AGE 14 -20

Young Driver Crashes with Fatal, Injury and PDO by Gender and Age 30

TRUCKS, SCHOOL BUSES & MOTORCYCLES

Trucks

2009 to 2013 Med. & Heavy Trucks by Crash Severity and Highway System Type 31

School Buses

2007 to 2013 Number of School Bus Crashes and Injured Charts 32

School Bus Crash Severity by County and Collision Type by Crash Severity 33

Motorcycles

2007 to 2013 Number of Motorcycle Crashes and Injured Charts 34

Motorcycle Crash Severity by County and Collision Type by Crash Severity 35

DEFINITIONS

REPORTABLE TRAFFIC CRASH

A Reportable Traffic Crash is one which results in bodily injury or death of any person or a total property damage of \$1000 or more.

CRASH SEVERITY

Fatal Crash	A traffic crash involving one or more persons who were killed.
Injury Crash	A traffic crash involving one or more persons who were injured but there were no fatalities.
Property Damage Only (PDO)	A traffic crash involving property damage of \$1000 or more with no injuries or fatalities.

INJURY STATUS

Fatal Injury	Any injury resulting in death within 30 days after the traffic crash.
Incapacitating Injury	Any injury, other than a fatal injury, which prevents the injured person from walking, driving or normally continuing any activities the person was capable of performing before the injury occurred.
Non-Incapacitating Injury	Any injury, other than a fatal or incapacitating injury, which is evident to observers at the scene of the traffic crash
Possible Injury	No evidence of an injury, but complaint of pain.

QUICK LOOK

2013 Crash Counts

TOTAL CRASHES	14564
FATAL CRASHES	75
INJURY CRASHES	2785
PDO CRASHES	11704

2013 Involved Counts

NUMBER OF VEHICLES	22719
NUMBER OF DRIVERS	21003
NUMBER OF PERSONS	30222
NUMBER OF PEDESTRIANS	76
NUMBER OF PEDACYCLISTS	77

2013 Injury/Fatal Counts

INJURY CRASHES	2785
NUMBER INJURED	3759
FATAL CRASHES	75
NUMBER KILLED	87
PEDESTRIAN CRASHES	70
PEDESTRIANS INJURED	72
PEDESTRIANS KILLED	4
BICYCLIST CRASHES	76
BICYCLISTS INJURED	77
BICYCLISTS KILLED	0

2013 Location Counts

URBAN CRASHES	8568
RURAL CRASHES	5996

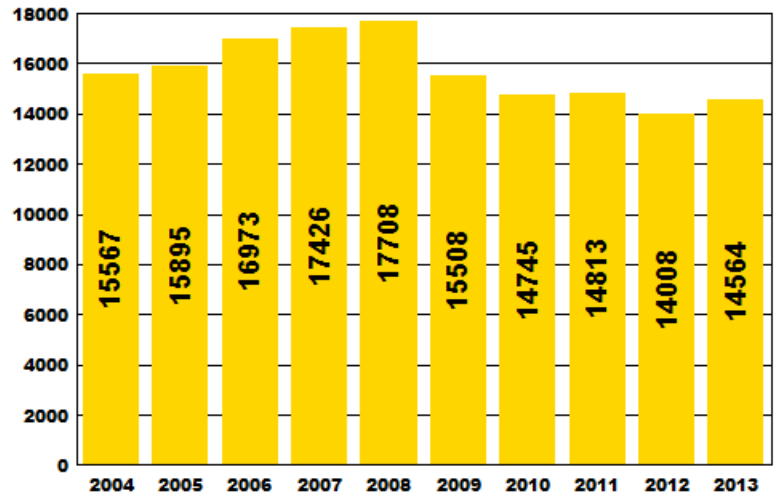
2013 Alcohol Statistics

ALCOHOL RELATED CRASHES	887
ALCOHOL FATAL CRASHES	26
ALCOHOL FATALITIES	31
ALCOHOL INJURY CRASHES	358
ALCOHOL INJURIES	491
ALCOHOL PDO CRASHES	503

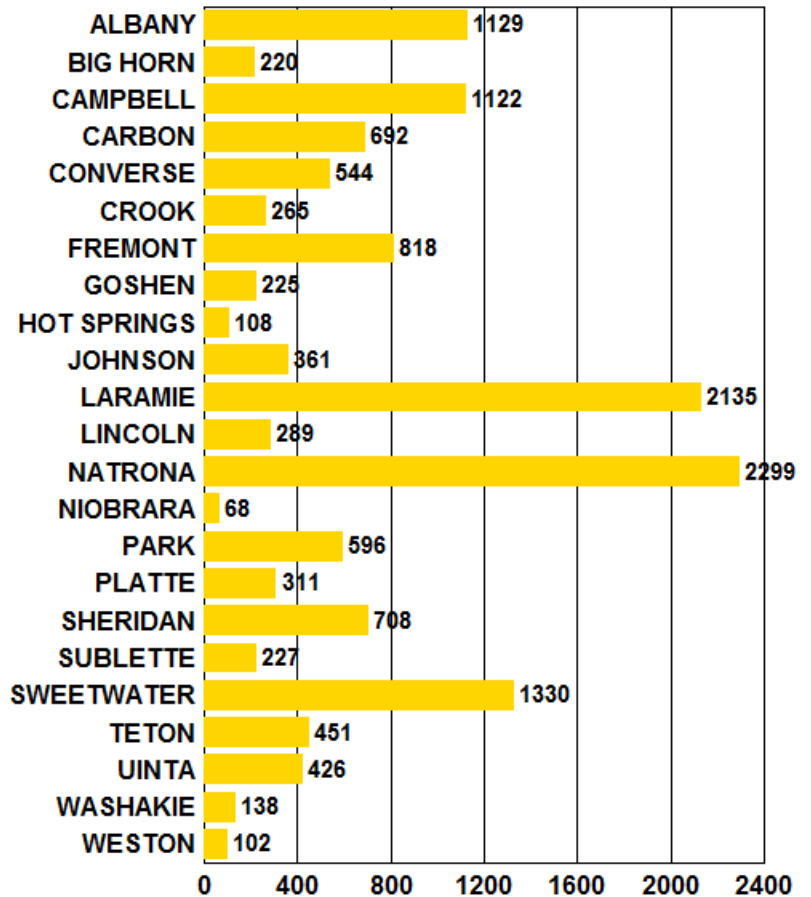
2013 Motorcycle Statistics

MOTORCYCLE CRASHES	287
MOTORCYCLE FATALITIES	9
MOTORCYCLE INJURIES	269

TOTAL CRASHES / YEAR



2013 CRASHES / COUNTY



2013 WYOMING ECONOMIC LOSS/COUNTY

COUNTY	POPULATION	ECONOMIC LOSS
ALBANY	37,276	\$233,600,800
BIG HORN	11,794	\$77,032,700
CAMPBELL	47,874	\$164,853,400
CARBON	15,666	\$176,224,300
CONVERSE	14,008	\$99,000,200
CROOK	7,155	\$73,323,600
FREMONT	41,110	\$172,573,200
GOSHEN	13,636	\$56,497,800
HOT SPRINGS	4,822	\$19,160,300
JOHNSON	8,615	\$72,601,500
LARAMIE	94,483	\$375,144,000
LINCOLN	17,961	\$92,721,700
NATRONA	78,621	\$357,596,100
NIOBRARA	2,456	\$39,872,100
PARK	28,702	\$114,532,600
PLATTE	8,756	\$89,775,300
SHERIDAN	29,596	\$106,299,500
SUBLETTE	10,368	\$43,160,700
SWEETWATER	45,267	\$196,999,900
TETON	21,675	\$65,795,200
UINTA	21,025	\$97,382,000
WASHAKIE	8,464	\$21,808,000
WESTON	7,082	\$50,915,300
TOTAL	576,412	\$2,796,870,200

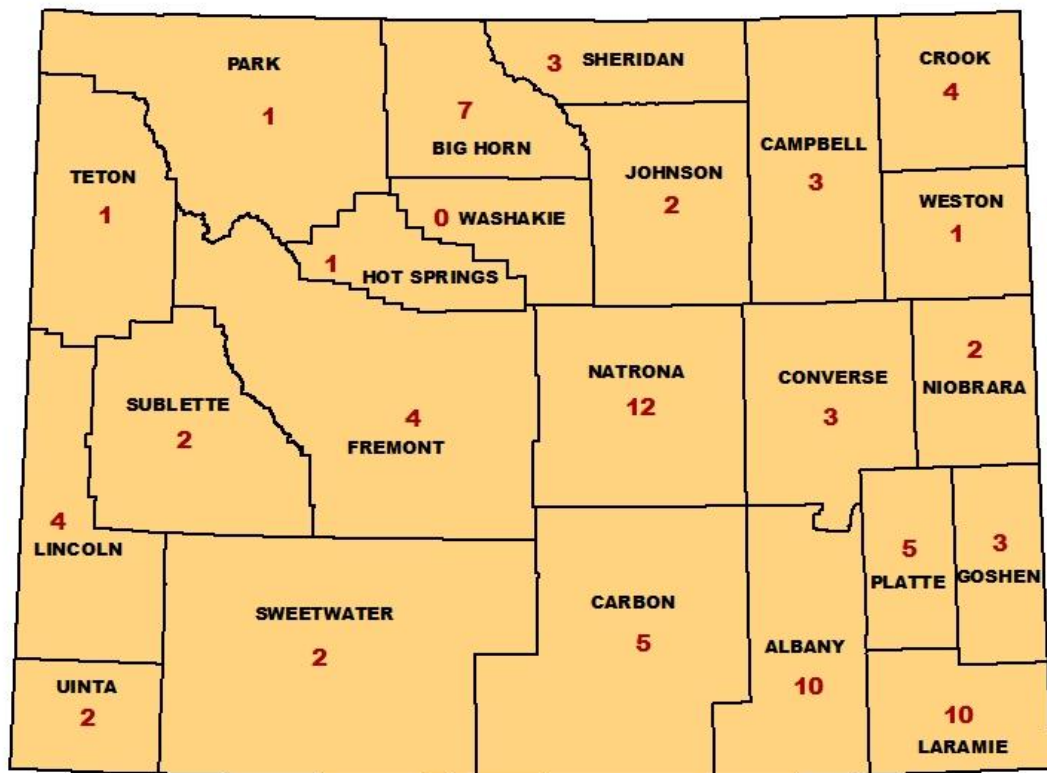
Population Source: U.S. Census Bureau 2011 no 2012 estimates available.

Figures used to determine Economic Loss came from the US Department of Transportation Memorandum; dated February 5, 2008 for the "Treatment of the Economic Value of a Statistical Life in Departmental Analyses." WYDOT has adopted a slightly modified version of the Relative Disutility Factors by Injury Status level (MAIS) found on page 5 of the attachment in this US DOT Memorandum.

2013 - 2009 HOLIDAY CRASH STATISTICS

Time Period		2013	2012	2011	2010	2009
NEW YEARS	Hours	84	84	84	108	108
	Crashes	168	189	112	235	292
	Fatal	2	0	1	1	0
	Injury	33	26	18	48	68
	PDO	133	163	93	186	224
	Fatalities	2	0	1	1	0
	Injuries	48	39	29	60	129
MEMORIAL DAY	Hours	84	84	84	84	84
	Crashes	92	93	100	83	121
	Fatal	3	0	1	1	1
	Injury	21	23	30	13	34
	PDO	68	70	69	69	86
	Fatalities	4	0	1	1	1
	Injuries	31	33	48	35	44
INDEPENDENCE DAY	Hours	36	84	84	84	84
	Crashes	47	128	123	124	126
	Fatal	0	0	2	0	4
	Injury	13	47	34	25	30
	PDO	34	81	87	99	92
	Fatalities	0	0	2	0	4
	Injuries	15	66	50	39	46
LABOR DAY	Hours	84	84	84	84	84
	Crashes	96	103	109	100	117
	Fatal	2	1	1	3	5
	Injury	17	24	29	20	30
	PDO	77	78	79	77	82
	Fatalities	2	1	2	3	5
	Injuries	22	27	41	42	49
THANKSGIVING	Hours	108	108	108	108	108
	Crashes	155	148	197	125	220
	Fatal	2	0	5	1	3
	Injury	28	30	29	20	53
	PDO	125	118	163	104	164
	Fatalities	2	0	5	1	3
	Injuries	38	38	42	24	87
CHRISTMAS	Hours	108	84	84	84	108
	Crashes	158	81	80	116	190
	Fatal	1	0	1	0	1
	Injury	21	16	10	10	52
	PDO	136	65	69	106	137
	Fatalities	1	0	1	0	1
	Injuries	26	25	13	18	65

2013 FATAL CRASH COUNT/COUNTY

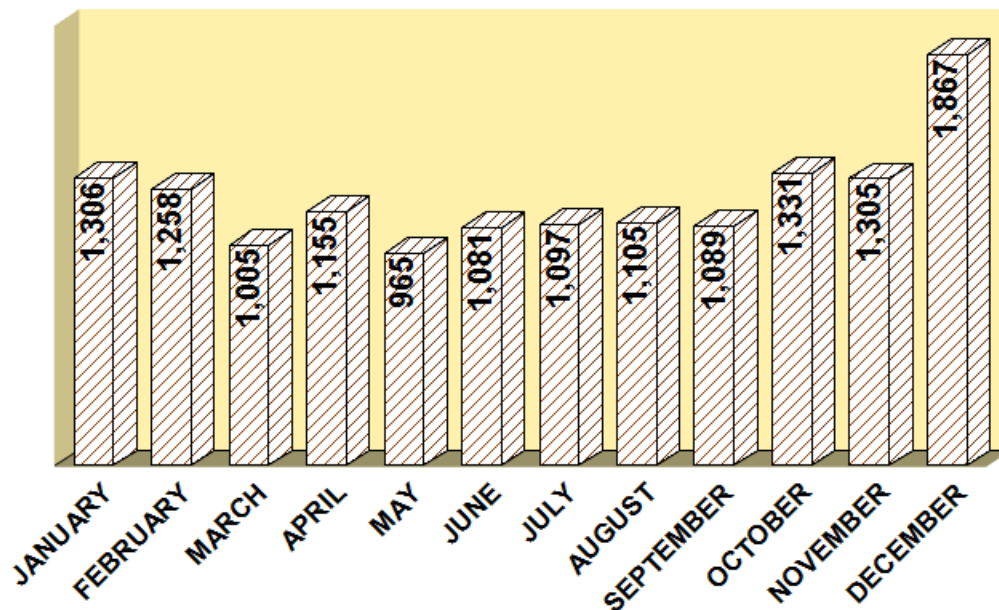


GENERAL CRASH INFORMATION

2013 Crash Counts by County

	Fatal Crashes	Fatalities	Injury	Injuries	PDO Crashes	Total Crashes
ALBANY	9	10	206	270	914	1129
BIG HORN	3	7	42	54	175	220
CAMPBELL	3	3	230	302	889	1122
CARBON	5	5	157	225	530	692
CONVERSE	3	3	100	120	441	544
CROOK	4	4	38	51	223	265
FREMONT	3	4	160	235	655	818
GOSHEN	2	3	40	53	183	225
HOT SPRINGS	1	1	17	27	90	108
JOHNSON	2	2	63	87	296	361
LARAMIE	10	10	445	605	1680	2135
LINCOLN	3	4	62	91	224	289
NATRONA	9	12	429	571	1861	2299
NIOBRARA	2	2	17	27	49	68
PARK	1	1	113	157	482	596
PLATTE	4	5	59	85	248	311
SHERIDAN	3	3	114	144	591	708
SUBLETTE	2	2	31	37	194	227
SWEETWATER	2	2	245	319	1083	1330
TETON	1	1	93	128	357	451
UINTA	2	2	74	103	350	426
WASHAKIE	0	0	26	31	112	138
WESTON	1	1	24	37	77	102
Total	75	87	2785	3759	11704	14564

Crash Count by Month



2009 TO 2013 COLLISION TYPE CRASHES

Harmful Event Category	2009	2010	2011	2012	2013	Total
Non-Collision Crashes	2101	2191	2087	1859	1896	10134
Moving Vehicle Crashes	8449	7643	7795	7165	7784	38836
Animal Crashes	2228	2514	2422	2696	2276	12136
Fixed Object Crashes	2730	2397	2509	2288	2606	12530
Others	0	0	0	0	2	2
Total	15508	14745	14813	14008	14564	73638



PEOPLE INVOLVED INFORMATION

2013 TOTAL DRIVERS INVOLVED IN FATAL CRASHES

DRIVER'S AGE

DRIVER'S GENDER	14 - 16	17 - 20	21 - 24	25 - 29	30 - 39	40 - 49	50 - 59	60 - 69	70 +	UK	Total
Female	1	2	2	3	3	2	1	0	2	0	16
Male	1	10	4	9	16	19	15	9	6	0	89
X	0	0	0	0	0	0	0	0	0	1	1
Total	2	12	6	12	19	21	16	9	8	1	106

2013 TOTAL DRIVERS INVOLVED IN INJURY CRASHES

DRIVER'S AGE

DRIVER'S GENDER	1 - 3	14 - 16	17 - 20	21 - 24	25 - 29	30 - 39	40 - 49	50 - 59	60 - 69	70 +	UK	Total
Female	0	74	242	189	175	313	206	219	132	77	2	1629
Male	3	75	294	259	279	453	352	415	243	155	0	2528
Unknown	0	0	0	0	0	0	0	0	0	0	55	55
Total	3	149	536	448	454	766	558	634	375	232	57	4212

Unknown gender & age are a result of hit and run crashes

2013 TOTAL DRIVERS INVOLVED IN PDO CRASHES

DRIVER'S AGE

DRIVER'S GENDER	1 - 13	14 - 16	17 - 20	21 - 24	25 - 29	30 - 39	40 - 49	50 - 59	60 - 69	70 +	UK	Total
Female	1	278	803	701	718	1078	830	874	553	313	1	6150
Male	2	285	1119	1001	1098	1722	1486	1492	1000	597	9	9811
Unknown	0	0	0	0	0	0	0	0	0	0	724	724
Total	3	563	1922	1702	1816	2800	2316	2366	1553	910	734	16685

Unknown gender & age are a result of hit and run crashes

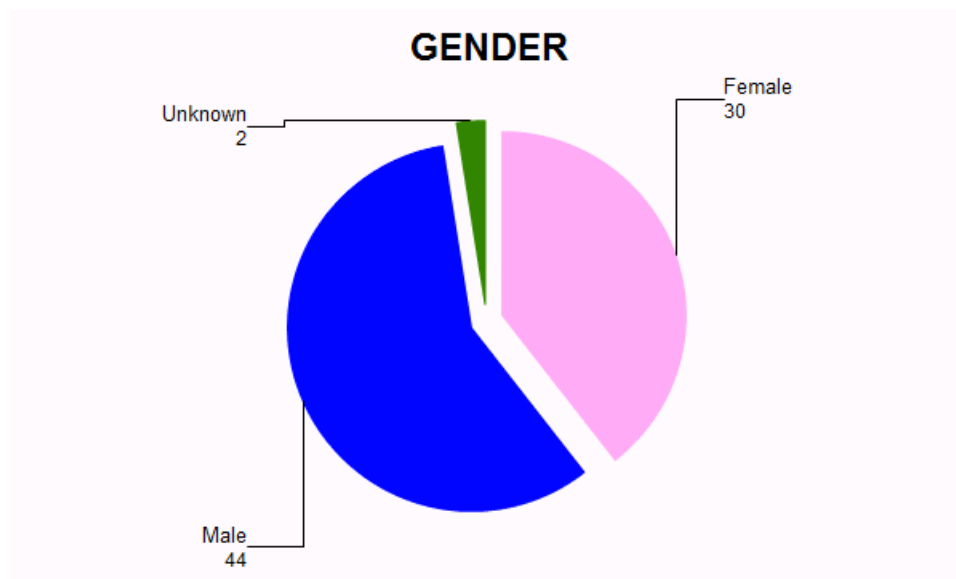
OCCUPANTS WITH SEAT BELT / USAGE BY COUNTY

	2011							2012							2013									
	Proper Use	Misuse	Not Used	Not Avail	Proper Use	Misuse	Not Used	Not Avail	Proper Use	Misuse	Not Used	Not Avail	Proper Use	Misuse	Not Used	Not Avail								
ALBANY																								
Driver's	95%	16	1%	57	4%	2	0%	1154	96%	0	0%	45	4%	4	1%	1366	96%	2	0%	49	3%	2	0%	
Passenger's	584	87%	23	3%	67	10%	0	415	84%	10	2%	47	10%	20	4%	478	86%	20	4%	53	10%	4	1%	
BIG HORN																								
Driver's	121	88%	1	1%	13	9%	2	1%	82	81%	0	0%	14	14%	5	4%	97	82%	2	2%	13	11%	6	5%
Passenger's	56	86%	3	5%	6	9%	0	0%	31	72%	1	2%	6	14%	5		23	72%	0	0%	9	28%	0	0%
CAMPBELL																								
Driver's		93%	6	0%	98	7%	4	0%	1146	93%	1	0%	81	7%	4	1%	1295	95%	0	0%	70	5%	3	0%
Passenger's	516	86%	29	5%	58	10%	0	0%	501	88%	25	4%	45	8%	1	0%	575	90%	33	5%	28	4%	2	0%
CARBON																								
Driver's	621	94%	6	1%	29	4%	3	0%	548	93%	1	0%	35	6%	3	1%	586	94%	4	1%	32	5%	1	0%
Passenger's	273	78%	21	6%	57	16%	0	0%	203	79%	9	4%	41	16%	4	2%	232	81%	11	4%	36	13%	8	3%
CONVERSE																								
Driver's	369	92%	2	1%	23	6%	6	2%	324	93%	0	0%	22	6%	4	1%	427	93%	0	0%	32	7%	0	0%
Passenger's	153	94%	2	1%	7	4%	0	0%	129	92%	5	4%	6	4%	0	0%	182	94%	5	3%	6	3%	0	0%
CROOK																								
Driver's	154	91%	1	1%	15	9%	0	0%	118	86%	0	0%	17	12%	2	2%	142	89%	2	1%	14	9%	1	1%
Passenger's	87	93%	3	3%	4	4%	0	0%	49	92%	2	4%	2	4%	0	0%	64	85%	0	0%	10	13%	1	1%
FREMONT																								
Driver's	733	90%	8	1%	70	9%	4	0%	654	90%	1	0%	69	9%	5	1%	642	89%	0	0%	75	10%	3	0%
Passenger's	314	78%	22	5%	67	17%	0	0%	285	81%	12	3%	52	15%	1	0%	257	77%	14	4%	52	16%	9	3%
GOSHEN																								
Driver's	204	90%	0	0%	21	9%	1	0%	139	84%	0	0%	25	15%	1	1%	159	90%	1	1%	16	9%	0	0%
Passenger's	87	74%	2	2%	29	25%	0	0%	53	84%	4	6%	6	10%	0	0%	59	82%	5	7%	7	10%	1	1%
HOT SPRINGS																								
Driver's	42	68%	0	0%	12	19%	8		63	68%	0	0%	16	17%	14	12%	66	96%	0	0%	3	4%	0	0%
Passenger's	29	78%	3	8%	5	14%	0	0%	27	55%	1	2%	13	27%	8		24	92%	0	0%	2	8%	0	0%
JOHNSON																								
Driver's	183	90%	0	0%	17	8%	3	1%	142	87%	0	0%	18	11%	3	2%	206	95%	1	0%	9	4%	0	0%
Passenger's	100	79%	12	10%	14	11%	0	0%	87	83%	4	4%	13	12%	1	1%	72	88%	2	2%	7	9%	1	1%
LARAMIE																								
Driver's		95%	23	1%	111	4%	9	0%	2593	97%	2	0%	76	3%	8	1%	3043	97%	8	0%	92	3%	3	0%
Passenger's		91%	56	4%	68	5%	0	0%	974	90%	62	6%	42	4%	9	1%	1066	90%	51	4%	54	5%	8	1%
LINCOLN																								
Driver's	197	82%	0	0%	28	12%	16	7%	168	83%	0	0%	30	15%	5	3%	205	87%	0	0%	31	13%	0	0%
Passenger's	110	69%	12	8%	37	23%	0	0%	90	81%	6	5%	13	12%	2	2%	129	84%	7	5%	17	11%	1	1%
NATRONA																								
Driver's		94%	14	0%	154	5%	5	0%	2592	95%	3	0%	140	5%	3	1%	3011	95%	3	0%	139	4%	1	0%
Passenger's		89%	78	5%	81	6%	0	0%	1105	90%	43	4%	76	6%	2	0%	1240	90%	71	5%	61	4%	5	0%
NIOBRARA																								
Driver's	42	86%	0	0%	7	14%	0	0%	36	86%	0	0%	6	14%	0	0%	53	88%	0	0%	4	7%	3	5%
Passenger's	20	87%	0	0%	3	13%	0	0%	24	69%	1	3%	5	14%	5		25	78%	0	0%	4	13%	3	9%
PARK																								
Driver's	433	92%	2	0%	33	7%	2	0%	430	91%	0	0%	36	8%	4	1%	429	95%	3	1%	20	4%	0	0%
Passenger's	165	83%	10	5%	24	12%	0	0%	134	81%	5	3%	23	14%	3	2%	138	89%	9	6%	8	5%	0	0%

	2011				2012				2013															
	Proper Use	Misuse	Not Used	Not Avail	Proper Use	Misuse	Not Used	Not Avail	Proper Use	Misuse	Not Used	Not Avail												
PLATTE																								
Driver's	255	92%	1	0%	20	7%	2	1%	191	94%	0	0%	11	5%	1	1%	239	92%	1	0%	18	7%	2	1%
Passenger's	130	92%	2	1%	10	7%	0	0%	109	87%	8	6%	7	6%	1	1%	101	89%	2	2%	9	8%	1	1%
SHERIDAN																								
Driver's	569	91%	5	1%	47	8%	1	0%	475	92%	1	0%	43	8%	0	0%	616	94%	2	0%	35	5%	2	0%
Passenger's	208	89%	7	3%	19	8%	0	0%	190	87%	6	3%	22	10%	0	0%	218	89%	8	3%	18	7%	2	1%
SUBLETTE																								
Driver's	122	88%	0	0%	16	12%	0	0%	81	84%	0	0%	15	16%	0	0%	115	91%	0	0%	12	9%	0	0%
Passenger's	47	87%	1	2%	6	11%	0	0%	27	87%	1	3%	3	10%	0	0%	33	89%	1	3%	3	8%	0	0%
SWEETWATER																								
Driver's	1399	93%	12	1%	96	6%	2	0%	1399	94%	5	0%	82	5%	7	1%	1477	95%	3	0%	71	5%	4	0%
Passenger's	483	82%	25	4%	84	14%	0	0%	594	84%	15	2%	89	13%	12	2%	538	83%	36	6%	64	10%	13	2%
TETON																								
Driver's	475	95%	4	1%	19	4%	0	0%	567	96%	0	0%	19	3%	3	1%	403	96%	2	0%	13	3%	0	0%
Passenger's	217	92%	7	3%	12	5%	0	0%	288	86%	14	4%	33	10%	0	0%	186	90%	9	4%	11	5%	0	0%
UINTA																								
Driver's	412	92%	2	0%	26	6%	6	1%	313	93%	0	0%	18	5%	4	1%	312	93%	1	0%	20	6%	1	0%
Passenger's	265	83%	16	5%	39	12%	0	0%	124	63%	5	3%	50	26%	17	9%	168	89%	6	3%	14	7%	0	0%
WASHAKIE																								
Driver's	65	84%	0	0%	12	16%	0	0%	51	82%	0	0%	11	18%	0	0%	62	76%	0	0%	20	24%	0	0%
Passenger's	28	90%	0	0%	3	10%	0	0%	24	73%	3	9%	6	18%	0	0%	35	78%	5	11%	4	9%	1	2%
WESTON																								
Driver's	61	76%	1	1%	18	23%	0	0%	65	83%	0	0%	12	15%	1	1%	54	84%	1	2%	8	13%	1	2%
Passenger's	19	83%	2	9%	2	9%	0	0%	16	80%	0	0%	3	15%	1	5%	10	63%	1	6%	5	31%	0	0%
TOTAL																								
Driver's	15058	93%	104	1%	942	6%	76	0%	13331	93%	14	0%	841	6%	81	1%	15005	95%	36	0%	796	5%	33	0%
Passenger's	6474	86%	336	4%	702	9%	0	0%	5479	85%	242	4%	603	9%	92	1%	5853	87%	296	4%	482	7%	60	0%
COMBINED TOTAL																								
Driver's & Passenger's	21532	91%	440	2%	1644	7%	76	0%	18810	91%	256	1%	1444	7%	173	1%	20858	92%	332	1%	1278	6%	93	0%

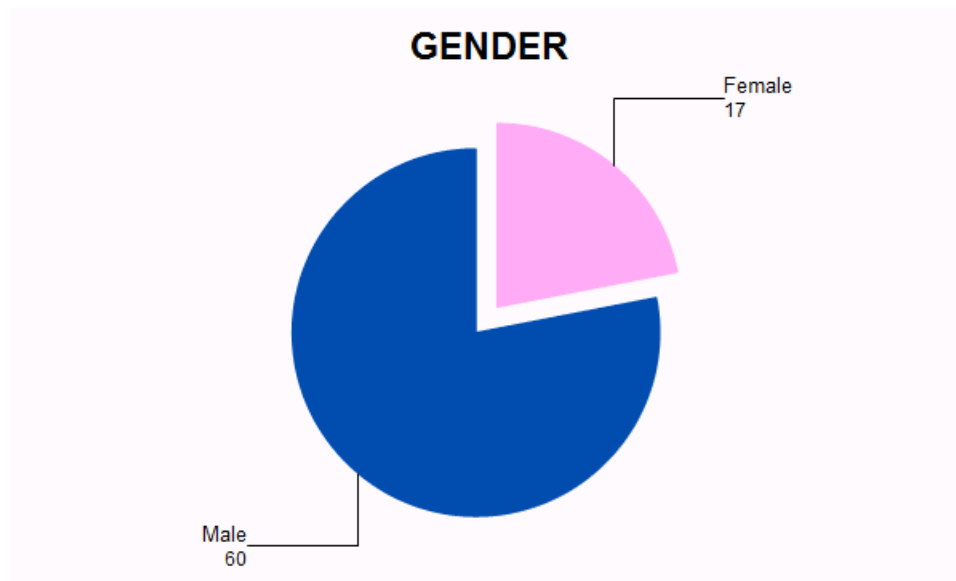
2013 PEDESTRIANS IN ALL CRASHES AGE / INJURY STATUS

	Fatal	Incap	Non-Incap	Possible	Total
0 - 13	0	3	7	0	10
14 - 16	0	0	2	2	4
17 - 20	0	0	7	2	9
21 - 24	0	4	4	3	11
25 - 29	0	1	1	3	5
30 - 39	0	0	3	3	6
40 - 49	1	1	4	1	7
50 - 59	1	0	2	2	5
60 - 69	1	1	2	2	6
70 +	1	2	5	2	10
Unknown	0	0	3	0	3
Total	4	12	40	20	76



2013 PEDACYCLIST IN ALL CRASHES AGE / INJURY STATUS

	Incap	Non-Incap	Possible	Total
0 - 13	1	13	5	19
14 - 16	0	8	3	11
17 - 20	0	5	6	11
21 - 24	0	4	1	5
25 - 29	0	1	0	1
30 - 39	1	6	3	10
40 - 49	1	4	2	7
50 - 59	0	5	1	6
60 - 69	2	3	0	5
Unknown	0	1	1	2
Total	5	50	22	77



ENVIRONMENTAL

2013 CRASHES WITH ROAD SURFACE TYPE

Road Surface	Fatal Crashes	Injury Crashes	PDO Crashes	Total Crashes
Asphalt	67	2175	7149	9391
Brick/Stone	0	0	3	3
Concrete	4	491	2123	2618
Dirt	1	79	186	266
Gravel/Rock	3	79	235	317
Unknown	0	8	2220	2228
Total	75	2785	11704	14564

Unknown road surface crashes are from animal crash forms where element is not included

2013 CRASHES ROAD CONDITIONS

Road Conditions	Fatal Crashes		Injury Crashes		PDO Crashes		Total Crashes	
	1st Condition	2nd Condition	1st Condition	2nd Condition	1st Condition	2nd Condition	1st Condition	2nd Condition
Dry	58	0	1931	11	7146	22	9135	33
Wet	5	0	176	29	778	77	959	106
Ice/Frost	10	1	430	87	2226	458	2666	546
Snow	0	5	169	218	1195	1,034	1364	1257
Mud/Dirt/Gravel	1	0	41	12	64	38	106	50
Slush	0	2	19	34	115	145	134	181
Oil/Fuel	0	0	0	0	2	0	2	0
Sand on Dry Pavement	0	0	3	3	9	2	12	5
Sand on Icy Road	0	0	6	3	15	17	21	20
Water Standing/Running	0	0	0	5	6	11	6	16
Other	0	0	2	2	5	5	7	7
Unknown	1	0	8	1	143	8	152	9
Total	75	8	2785	405	11704	1817	14564	2230

NOTE: Every crash can have two road condition choices

2013 CRASHES WEATHER CONDITIONS

Weather Conditions	Fatal Crashes		Injury Crashes		PDO Crashes		Total Crashes	
	1st Condition	2nd Condition	1st Condition	2nd Condition	1st Condition	2nd Condition	1st Condition	2nd Condition
Clear	54	1	2172	10	8427	34	10653	45
Raining	1	0	69	2	334	14	404	16
Snowing	4	3	312	11	1708	54	2024	68
Fog	0	0	11	3	44	4	55	7
Blowing Dust/Sand/Dirt	0	0	2	1	5	7	7	8
Severe Wind Only	1	0	26	8	114	38	141	46
Blizzard	0	2	11	10	44	34	55	46
Sleet/Hail/Freezing Rain	1	0	14	7	50	18	65	25
Blowing Snow	4	0	48	66	227	269	279	335
Cloudy, Overcast	8	0	107	27	533	80	648	107
Smoke	0	0	1	0	3	0	4	0
Other	1	0	0	1	4	2	5	3
Unknown	1	0	12	1	211	2	224	3
Total	75	6	2785	147	11704	556	14564	709

NOTE: Every crash can have two weather condition choices

2013 CRASHES LIGHTING CONDITIONS

Lighting Conditions	Fatal Crashes	Injury Crashes	PDO Crashes	Total Crashes
Darkness Lighted	3	273	1028	1304
Darkness Unlighted	27	475	2574	3076
Dawn	1	47	355	403
Daylight	42	1928	7187	9157
Dusk	2	55	357	414
Other	0	2	8	10
Unknown	0	5	195	200
Total	75	2785	11704	14564

VEHICLES

2013 VEHICLE TYPES

Number of Vehicles involved in:

Vehicle Type	Fatal Crashes	Injury Crashes	PDO Crashes	Total Vehicles
Passenger	26	1548	5645	7219
Passenger Van	4	151	528	683
PU	31	1142	4557	5730
School Bus	0	6	46	52
Other Bus	0	2	16	18
Transit Bus	0	2	16	18
Charter Bus	0	1	5	6
MC > 150cc	8	237	43	288
Off Road MC	0	3	0	3
Low Speed Vehicle	0	0	2	2
Other Vehicle	0	3	31	34
SUV	13	867	3223	4103
Cargo Van	0	18	117	135
Motor Home	0	9	39	48
Light Truck (< 10K)	1	23	104	128
Medium Truck (>10K - <26K)	3	31	138	172
Heavy Truck (>26K)	21	277	1101	1399
Farm Equipment	0	3	3	6
Construction Vehicle	0	4	25	29
MC <150 cc	1	4	0	5
Moped	0	2	0	2
Snowmobile	0	3	4	7
ATV	1	26	6	33
MPV	0	12	0	12
Unknown	1	13	2573	2587
Total	110	4387	18222	22719

2013 VEHICLE WITH CONTRIBUTING CIRCUMSTANCES

Number of Vehicles involved in:

Contributing Circumstances	Fatal Crashes	Injury Crashes	PDO Crashes	Total Vehicles
Brakes	0	40	169	209
Cruise Control	0	6	15	21
Defroster	0	2	8	10
Exhaust System	0	0	1	1
Lights (Head, Signal, or Tail)	0	6	19	25
Mirrors	0	0	4	4
None	0	0	0	0
Other	3	94	317	414
Oversized Load	0	5	17	22
Power Train	0	5	35	40
Rain/Snow/Ice on Windshield	0	22	44	66
Stalled Vehicle	0	4	12	16
Steering	0	23	53	76
Suspension	0	6	16	22
Tinted Windows	0	0	2	2
Tire	2	52	140	194
Trailer Brakes	0	2	11	13
Truck Coupling/Trailer	0	0	19	19
Unknown	0	0	0	0
Vehicle Cargo Blocking View	0	0	21	21
Wheels	0	10	39	49
Windows/Windshield	0	18	22	40
Wipers	0	0	1	1
Total	5	295	965	1265

WYOMING COMMUNITIES

2013

CITY/TOWN CRASHES WITH INJURIES AND FATALITIES

City/Town	Fatal Crashes	Injury Crashes	PDO Crashes	Total Crashes	# Persons Injured	# Persons Killed
AFTON	0	3	4	7	3	0
ALPINE	0	0	2	2	0	0
BASIN	0	0	3	3	0	0
BEAR RIVER	0	0	1	1	0	0
BIG PINEY	0	0	4	4	0	0
BUFFALO	0	16	38	54	22	0
BURNS	0	0	1	1	0	0
BYRON	0	1	1	2	1	0
CASPER	3	358	1545	1906	463	3
CHEYENNE	6	371	1405	1782	501	6
CHUGWATER	0	3	6	9	3	0
CODY	0	34	160	194	49	0
COWLEY	0	1	1	2	1	0
DIAMONDVILLE	0	0	1	1	0	0
DOUGLAS	0	30	133	163	39	0
DUBOIS	0	2	4	6	2	0
EDGERTON	0	1	0	1	1	0
ELK MOUNTAIN	0	0	1	1	0	0
ENCAMPMENT	0	0	1	1	0	0
EVANSTON	0	19	85	104	28	0
EVANSVILLE	0	8	42	50	10	0
FRANNIE	0	0	1	1	0	0
GILLETTE	2	178	664	844	238	2
GLENDO	0	2	3	5	6	0
GLENROCK	0	10	16	26	11	0
GREEN RIVER	0	31	141	172	36	0
GREYBULL	0	1	25	26	1	0
GUERNSEY	0	0	9	9	0	0
HANNA	0	2	3	5	2	0
HUDSON	0	1	2	3	1	0
HULETT	0	0	2	2	0	0
JACKSON	0	35	179	214	44	0
KAYCEE	0	1	4	5	1	0
KEMMERER	0	4	26	30	4	0
LAGRANGE	0	0	1	1	0	0
LANDER	0	17	80	97	22	0
LARAMIE	2	107	590	699	140	3
LINGLE	1	2	5	8	2	1
LOVELL	0	3	14	17	3	0
LUSK	0	0	9	9	0	0
LYMAN	0	0	3	3	0	0
MANDERSON	0	0	1	1	0	0
MARBLETON	0	3	2	5	4	0
MEDICINE BOW	1	1	2	4	2	1
MIDWEST	0	2	3	5	2	0
MILLS	0	15	74	89	20	0
MOORCROFT	0	1	9	10	1	0
MOUNTAIN VIEW	0	0	7	7	0	0
NEWCASTLE	0	4	16	20	6	0
PINE BLUFFS	0	1	12	13	1	0
PINE HAVEN	0	0	1	1	0	0
PINEDALE	0	3	25	28	3	0
POWELL	0	17	72	89	28	0
RANCHESTER	0	0	2	2	0	0

City/Town	Fatal Crashes	Injury Crashes	PDO Crashes	Total Crashes	# Persons Injured	# Persons Killed
RAWLINS	1	26	141	168	37	1
RIVERTON	0	52	232	284	78	0
ROCK SPRINGS	0	100	486	586	123	0
SARATOGA	0	1	15	16	2	0
SHERIDAN	0	61	384	445	79	0
SHOSHONI	0	0	3	3	0	0
SINCLAIR	0	8	18	26	16	0
STAR VALLEY RANCH	0	0	1	1	0	0
SUNDANCE	0	1	32	33	1	0
TEN SLEEP	0	0	1	1	0	0
THAYNE	0	0	6	6	0	0
THERMOPOLIS	0	3	30	33	4	0
TORRINGTON	0	12	63	75	13	0
UPTON	0	1	3	4	1	0
WAMSUTTER	0	1	10	11	2	0
WHEATLAND	0	8	48	56	11	0
WORLAND	0	11	53	64	15	0
WRIGHT	0	2	10	12	2	0
Total	16	1575	6977	8568	2085	17

2013 CITY/TOWN CRASHES INTERSECTION TYPE AND MANNER OF COLLISION

Intersection Type

Manner of Collision	Five (5) Point or more	Four (4)-Way Intersection	Intersection as part of an Interchange	L Intersection	Not an Intersection	Roundabout	T Intersection	Unknown	Y Intersection	Total
Angle (Front to Side), Opposing Direction	1	332	9	1	205	1	116	0	3	668
Angle Direction not Specified	1	18	1	0	25	0	5	0	0	50
Angle Right (Front to Side, includes Broadside)	6	935	21	0	293	2	197	0	6	1460
Angle Same Direction (Front to Side)	2	218	15	0	386	4	57	1	3	686
Head On (Front to Front)	2	119	3	3	112	0	35	0	2	276
Not a Collision w/2 Vehicles in Transport	0	1	0	0	7	0	2	0	0	10
Other	0	5	3	0	23	0	1	0	0	32
Rear End (Front to Rear)	14	775	93	2	824	2	299	0	11	2020
Rear to Front (Normally Backing)	0	50	1	0	145	0	26	0	0	222
Rear to Rear (Normally Backing)	0	0	0	0	47	0	1	0	0	48
Rear to Side (Normally Backing)	0	23	0	0	299	0	10	0	0	332
Sideswipe Opposite Direction (Meeting)	0	25	1	1	52	0	15	0	0	94
Sideswipe Same Direction (Passing)	0	111	15	1	415	0	32	0	3	577
Unknown	0	0	0	0	93	0	6	0	0	99
Total	26	2612	162	8	2926	9	802	1	28	6574

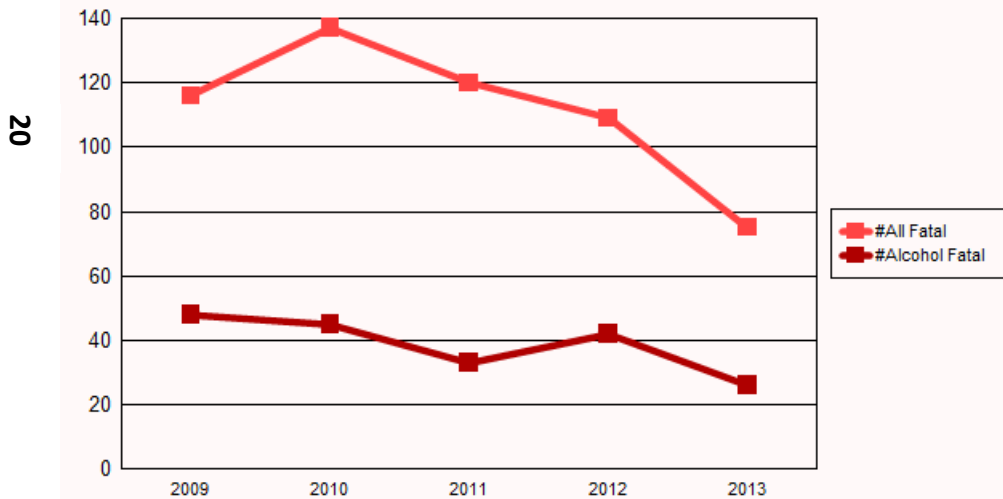
ALCOHOL INVOLVED CRASHES

2013 ALCOHOL INVOLVED TRAFFIC CRASHES

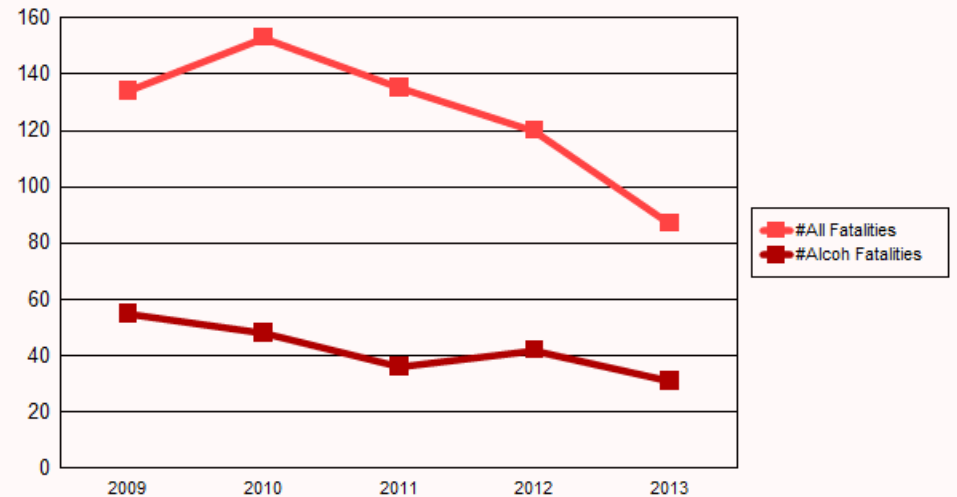
Year	Fatal Crashes						Injury Crashes						PDO Crashes		
	All Crashes	Alcohol Crashes	% Alcoh Crashes	Total Fatalities	Alcohol Fatalities	% Alcoh Fatalities	All Crashes	Alcohol Crashes	% Alcoh Crashes	* Total Injuries	* Alcohol Injuries	% Alcoh Injuries	All Crashes	Alcohol Crashes	% Alcoh Crashes
2009	116	48	41%	134	55	41%	3433	483	14%	4968	718	14%	11959	662	6%
2010	137	45	33%	153	48	31%	3185	397	12%	4496	562	13%	11423	517	5%
2011	120	33	28%	135	36	27%	3017	414	14%	4159	595	14%	11676	545	5%
2012	109	42	39%	120	42	35%	2800	395	14%	3888	532	14%	11099	541	5%
2013	75	26	35%	87	31	36%	2785	358	13%	3759	491	13%	11704	503	4%

* Injuries include injuries from fatal crashes

Alcohol Fatal Crashes



Alcohol Fatalities



ALCOHOL INVOLVED CRASHES WITH AGE OF DRINKING DRIVERS

2009

Drivers Involved in

Age Groups	Fatal Crashes	Injury Crashes	PDO Crashes	Total Drivers
0 - 13	0	0	1	1
14 - 16	0	7	4	11
17 - 20	7	47	70	124
21 - 24	8	89	94	191
25 - 29	4	69	96	169
30 - 39	6	88	93	187
40 - 49	6	73	71	150
50 - 59	3	38	45	86
60 - 69	0	6	8	14
70 - 79	0	3	7	10
80 +	0	1	2	3
Unknown	0	1	6	7
Total	34	422	497	953

2010

Drivers Involved in

Age Groups	Fatal Crashes	Injury Crashes	PDO Crashes	Total Drivers
14 - 16	1	4	2	7
17 - 20	2	49	45	96
21 - 24	5	56	84	145
25 - 29	4	64	66	134
30 - 39	8	74	86	168
40 - 49	3	69	72	144
50 - 59	9	25	45	79
60 - 69	3	8	13	24
70 - 79	0	3	3	6
Unknown	0	2	5	7
Total	35	354	421	810

2011

Drivers Involved in

Age Groups	Fatal Crashes	Injury Crashes	PDO Crashes	Total Drivers
14 - 16	0	1	6	7
17 - 20	2	39	45	86
21 - 24	5	70	89	164
25 - 29	2	74	90	166
30 - 39	4	85	91	180
40 - 49	6	58	71	135
50 - 59	1	32	56	89
60 - 69	0	9	14	23
70 - 79	1	3	4	8
Unknown	0	0	7	7
Total	21	371	473	865

ALCOHOL INVOLVED CRASHES WITH AGE OF DRINKING DRIVERS

2012

Drivers Involved in

Age Groups	Fatal Crashes	Injury Crashes	PDO Crashes	Total Drivers
14 - 16	0	4	1	5
17 - 20	2	31	70	103
21 - 24	7	89	95	191
25 - 29	6	59	94	159
30 - 39	13	90	110	213
40 - 49	6	55	68	129
50 - 59	3	50	64	117
60 - 69	2	7	19	28
70 - 79	1	0	6	7
80 +	0	0	2	2
Unknown	0	1	12	13
Total	40	386	541	967

2013

Drivers Involved in

Age Groups	Fatal Crashes	Injury Crashes	PDO Crashes	Total Drivers
14 - 16	1	12	12	25
17 - 20	1	21	29	51
21 - 24	1	62	102	165
25 - 29	6	55	84	145
30 - 39	6	92	106	204
40 - 49	4	45	91	140
50 - 59	5	47	58	110
60 - 69	0	10	13	23
70 - 79	1	3	4	8
80 +	0	1	1	2
Unknown	0	2	5	7
Total	25	350	505	880

ALCOHOL INVOLVED FATAL CRASHES

2013 ALCOHOL INVOLVED FATAL CRASHES BY COUNTY

County	Number Crashes	Number Injured	Number Killed
Albany	2	0	2
Big Horn	1	0	2
Carbon	2	2	2
Converse	1	0	1
Crook	2	0	2
Fremont	2	1	3
Goshen	2	4	3
Hot Springs	1	3	1
Johnson	1	1	1
Laramie	2	2	2
Lincoln	2	1	3
Natrona	3	2	4
Niobrara	1	0	1
Park	1	0	1
Platte	1	0	1
Sheridan	1	0	1
Sweetwater	1	0	1
Total	26	16	31

2013 ALCOHOL INVOLVED FATAL CRASHES BY CITY

City	Number Crashes	Number Injured	Number Killed
CASPER	2	1	2
CHEYENNE	2	2	2
LARAMIE	1	0	1
LINGLE	1	0	1
MEDICINE BOW	1	1	1
Total	7	4	7

2013 ALCOHOL INVOLVED FATAL CRASHES VEHICLE TYPE

Vehicle Type	Number of Vehicles
Heavy Truck > 26,000	2
Light Truck	1
MC < 150 cc	1
PU	12
Passenger	11
Passenger Van	1
SUV	5
Unknown	1
Total	34

2013 ALCOHOL INVOLVED FATAL CRASHES ESTIMATED SPEED

Estimated Speed	Fatal Crashes
0 - 13	3
14 - 16	1
25 - 29	1
30 - 50	2
50 - 65	8
65 +	18
Others	1
Total	34

2013 ALCOHOL INVOLVED FATAL CRASHES WITH AGE AND GENDER OF DRIVERS

Age Groups	Male	Female	Total Drivers
17 - 20	2	0	2
21 - 24	1	0	1
25 - 29	5	1	6
30 - 39	6	0	6
40 - 49	4	0	4
50 - 59	4	1	5
70 - 79	1	0	1
Total	23	2	25

ALCOHOL INVOLVED INJURY CRASHES

2013 ALCOHOL INVOLVED INJURY CRASHES BY COUNTY

County	Injury Crashes	Number Injured
Albany	19	23
Big Horn	8	11
Campbell	21	24
Carbon	8	17
Converse	17	22
Crook	5	6
Fremont	31	41
Goshen	9	9
Johnson	6	7
Laramie	52	74
Lincoln	10	15
Natrona	56	83
Niobrara	2	4
Park	14	21
Platte	7	8
Sheridan	24	26
Sublette	7	7
Sweetwater	29	32
Teton	17	23
Uinta	8	12
Washakie	4	4
Weston	4	6
Total	358	475

2013 ALCOHOL INVOLVED INJURY CRASHES BY CITY

City	Number of Crashes	Number Injured
BUFFALO	2	3
CASPER	41	56
CHEYENNE	45	64
CODY	4	6
COWLEY	1	1
DOUGLAS	6	8
EDGERTON	1	1
EVANSTON	4	5
EVANSVILLE	2	2
GILLETTE	15	18
GLENDO	1	1
GLENROCK	2	2
GREEN RIVER	4	4
HANNA	1	1
JACKSON	8	13
LARAMIE	8	11
LOVELL	1	1
MARBLETON	1	1
MILLS	2	3
MOORCROFT	1	1
NEWCASTLE	1	1
PINE BLUFFS	1	1
PINEDALE	1	1
POWELL	1	1
RAWLINS	2	4
RIVERTON	6	6
ROCK SPRINGS	16	18
SHERIDAN	8	8
SINCLAIR	1	5
TORRINGTON	4	4
UPTON	1	1
WHEATLAND	2	3
WORLAND	2	2
WRIGHT	1	1
Total	197	258

2013 ALCOHOL INVOLVED INJURY CRASHES WITH VEHICLE TYPE

Vehicle Type	Number of Vehicles	% Vehicles
ATV	3	0.6%
Cargo Van	1	0.2%
Farm Equipment	2	0.4%
Heavy Truck > 26,000	10	2.0%
Light Truck	3	0.6%
MC < 150 cc	1	0.2%
MC > 150 cc	27	5.3%
MPV	2	0.4%
Moped	1	0.2%
Motor Home	1	0.2%
Other Bus	1	0.2%
PU	169	33.4%
Passenger	176	34.8%
Passenger Van	15	3.0%
SUV	91	18.0%
Unknown	3	0.6%
Total	506	100%

2013 ALCOHOL INVOLVED INJURY CRASHES WITH ESTIMATED SPEED

Estimated Speed	Number of Vehicles
0 - 20	135
20 - 30	68
30 - 50	102
50 - 65	77
65 +	112
Others	12
Total	506

2013 ALCOHOL INVOLVED INJURY CRASHES WITH AGE AND GENDER OF DRIVERS

Age Groups	Male	Female	Unknown	Total Drivers
14 - 16	1	1	0	2
17 - 20	23	8	0	31
21 - 24	47	15	0	62
25 - 29	43	12	0	55
30 - 39	62	30	0	92
40 - 49	32	13	0	45
50 - 59	41	6	0	47
60 - 69	8	2	0	10
70 - 79	3	0	0	3
80 +	1	0	0	1
Unknown	0	1	1	2
Total	261	88	1	350

ALCOHOL INVOLVED PDO CRASHES

2013 ALCOHOL INVOLVED PDO CRASHES BY CITY

2013 ALCOHOL INVOLVED PDO CRASHES BY COUNTY

County	PDO Crashes
Albany	37
Big Horn	2
Campbell	43
Carbon	16
Converse	19
Crook	7
Fremont	40
Goshen	1
Hot Springs	4
Johnson	5
Laramie	72
Lincoln	5
Natrona	102
Niobrara	2
Park	21
Platte	7
Sheridan	28
Sublette	3
Sweetwater	61
Teton	15
Uinta	8
Washakie	2
Weston	3
Total	503

City	PDO Crashes
BUFFALO	2
CASPER	85
CHEYENNE	64
CODY	7
DOUGLAS	9
DUBOIS	2
ENCAMPMENT	1
EVANSVILLE	4
GILLETTE	39
GLENROCK	1
GREEN RIVER	9
GUERNSEY	2
JACKSON	9
LANDER	6
LARAMIE	28
LOVELL	1
LUSK	1
MARBLETON	1
MILLS	5
MOUNTAIN VIEW	1
NEWCASTLE	1
POWELL	5
RANCHESTER	2
RAWLINS	10
RIVERTON	18
ROCK SPRINGS	37
SARATOGA	2
SHERIDAN	21
SUNDANCE	1
THAYNE	1
THERMOPOLIS	4
WHEATLAND	2
WORLAND	2
Total	383

2013 ALCOHOL INVOLVED CRASHES WITH AGE AND BAC RESULTS OF DRIVERS

Age Groups	Drivers in Fatal Crashes	Drivers in Injury Crashes	Drivers in PDO Crashes
BAC Results			
0 - 13			
Others	0	0	0
Total	0	0	0
14 - 16			
Others	0	2	1
Total	0	2	1
17 - 20			
.01 - .08	0	4	6
.08 - .09	0	0	3
.10 - .15	0	4	10
.15 - .20	1	3	5
.20 - .25	0	2	0
.35 - .40	0	1	0
.50 - .55	0	0	1
.55 +	1	0	0
Others	0	17	15
Total	2	31	40
21 - 24			
.01 - .08	0	8	7
.08 - .09	1	3	5
.10 - .15	0	5	20
.15 - .20	0	8	9
.20 - .25	0	2	3
.25 - .30	0	0	2
.30 - .35	0	0	1
.55 +	0	0	1
Others	0	36	54
Total	1	62	102
25 - 29			
.01 - .08	1	3	4
.08 - .09	0	0	1
.10 - .15	0	6	12
.15 - .20	0	3	11
.20 - .25	3	3	3
.25 - .30	1	1	0
.55 +	0	1	0
Others	1	38	53
Total	6	55	84
30 - 39			
.01 - .08	2	3	3
.08 - .09	0	3	3
.10 - .15	0	11	17
.15 - .20	2	10	14
.20 - .25	1	3	5
.25 - .30	1	1	4
.30 - .35	0	2	2
.50 - .55	0	0	1
.55 +	0	1	2
Others	0	58	55
Total	6	92	106
40 - 49			
.01 - .08	0	2	5

Others is a result of no reported BAC result

Age Groups	BAC Results	Drivers in Fatal Crashes	Drivers in Injury Crashes	Drivers in PDO Crashes
	.08 - .09	1	1	1
	.10 - .15	1	4	8
	.15 - .20	0	4	14
	.20 - .25	0	1	6
	.25 - .30	2	1	2
	.30 - .35	0	0	2
	.55 +	0	1	0
	Others	0	31	53
Total		4	45	91
50 - 59				
	.01 - .08	1	2	2
	.08 - .09	0	1	1
	.10 - .15	1	5	5
	.15 - .20	0	4	11
	.20 - .25	1	3	7
	.25 - .30	1	3	1
	.55 +	0	0	1
	Others	1	29	30
Total		5	47	58
60 - 69				
	.01 - .08	0	0	2
	.08 - .09	0	1	0
	.10 - .15	0	1	0
	.15 - .20	0	0	2
	Others	0	8	9
Total		0	10	13
70 - 79				
	.01 - .08	0	0	2
	.10 - .15	0	0	0
	.20 - .25	0	1	0
	Others	1	2	2
Total		1	3	4
80 +				
	.01 - .08	0	1	0
	Others	0	0	1
Total		0	1	1
UK				
	.55 +	0	0	0
	Others	0	2	5
Total		0	2	5
Others				
	Others	0	0	0
Total		0	0	0
		25	350	505

Others is a result of no reported BAC result

DRIVERS AGE 14 - 20

2013 FATAL CRASHES INVOLVING DRIVERS BETWEEN AGES 14 - 20 GENDER

Age	Male	Female	Total
15	1	0	1
16	0	1	1
17	2	0	2
18	5	1	6
19	0	1	1
20	3	0	3
Total	11	3	14

2013 INJURY CRASHES INVOLVING DRIVERS BETWEEN AGES 14 - 20 GENDER

Age	Male	Female	Total
14	3	1	4
15	6	9	15
16	66	64	130
17	64	56	120
18	74	67	141
19	83	57	140
20	73	62	135
Total	369	316	685

2013 PDO CRASHES INVOLVING DRIVERS BETWEEN AGES 14 - 20 GENDER

Age	Male	Female	Total
14	6	2	8
15	30	33	63
16	249	243	492
17	252	223	475
18	300	197	497
19	307	206	513
20	260	177	437
Total	1404	1081	2485

TRUCKS

TRUCK CRASHES

MEDIUM TRUCK (>10K - <26K) & HEAVY TRUCK (> 26K)

Year	Fatal Crashes	Total Fatalities	# Truck Driver's Killed	Injury Crashes	Total Injuries	# Truck Driver's Injured	PDO Crashes	Total Crashes
2009	13	13	2	283	452	148	862	1158
2010	19	27	7	257	356	121	857	1133
2011	26	28	8	294	407	162	1045	1365
2012	26	27	7	258	376	137	971	1255
2013	20	24	5	258	345	127	1091	1369
Total	104	119	29	1350	1936	734	4826	6280

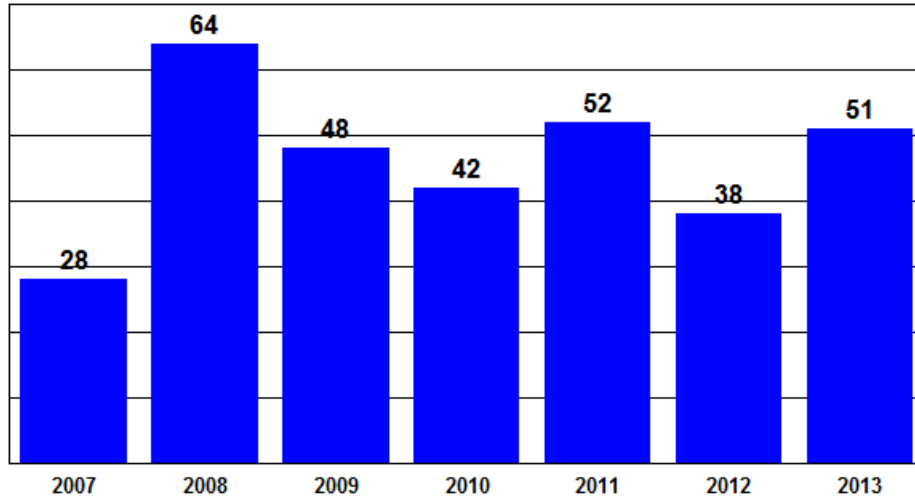
2013 TRUCK CRASHES

MEDIUM TRUCK (>10K - <26K) & HEAVY TRUCK (> 26K) BY ROADWAY

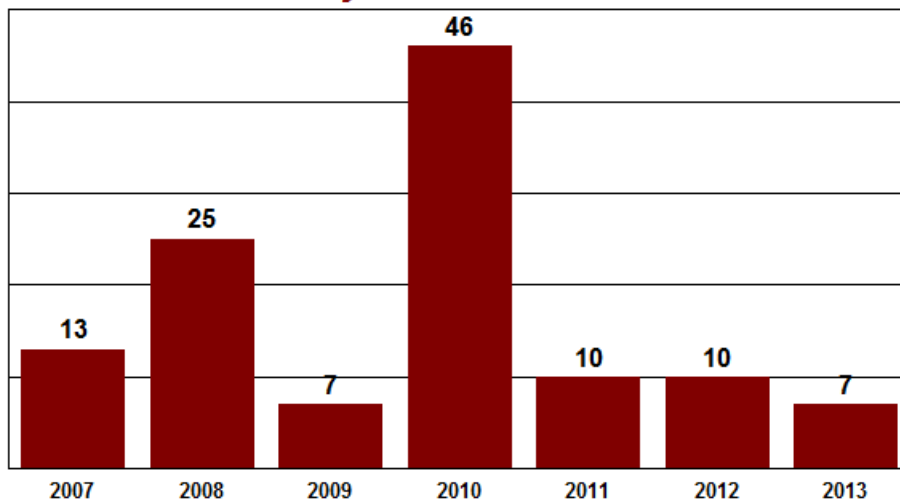
Roadway Type	Fatal Crashes	Injury Crashes	PDO Crashes	Total Crashes
Interstate	9	154	679	842
Primary	9	57	183	249
Secondary	1	13	41	55
City Street	0	4	64	68
County Road Rural	0	10	30	40
State Highway	0	1	4	5
M Route	1	14	72	87
BLM	0	1	4	5
Forest Service	0	0	2	2
Park Road	0	0	1	1
Service Road	0	1	7	8
County Road Urban	0	3	7	10
Total	20	258	1094	1372

SCHOOL BUS 2013

School Bus Crashes



Number Injured in School Bus Crashes



**2013 SCHOOL BUS INVOLVED CRASHES
COUNTY / CRASH SEVERITY**

County	Fatal Crashes	Injury Crashes	PDO Crashes	Total Crashes
ALBANY	0	0	2	2
BIG HORN	0	0	3	3
CAMPBELL	0	4	7	11
CONVERSE	0	0	1	1
CROOK	0	0	1	1
FREMONT	0	1	3	4
HOT SPRINGS	0	0	1	1
LARAMIE	0	0	7	7
NATRONA	0	0	6	6
PARK	0	0	2	2
SHERIDAN	0	0	3	3
SWEETWATER	0	1	8	9
TETON	0	0	1	1
Total	0	6	45	51

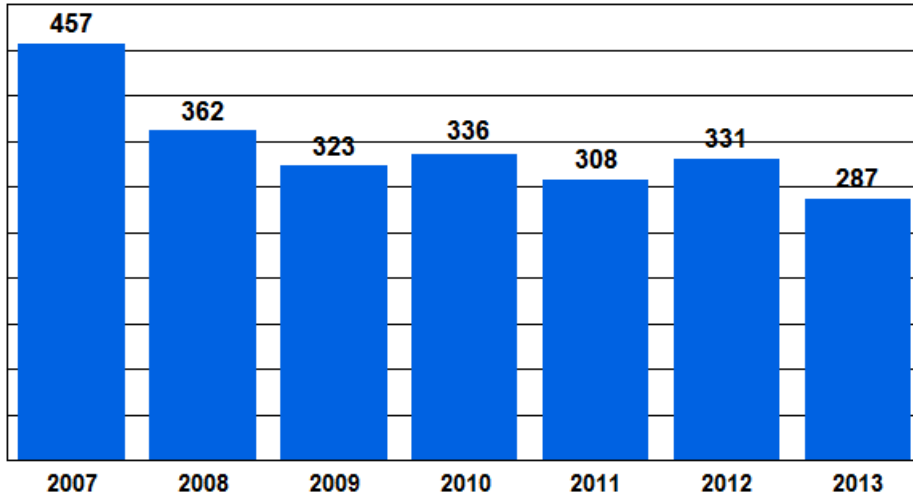
**2013 SCHOOL BUS INVOLVED CRASHES
COLLISION TYPE / CRASH SEVERITY**

Collision Type	Fatal Crashes	Injury Crashes	PDO Crashes	Total Crashes
Concrete Traffic Barrier/Jersey Barrier	0	0	1	1
Motor Vehicle in Transport on Roadway	0	6	34	40
Overturn/Rollover	0	0	1	1
Parked Motor Vehicle	0	0	9	9
Total	0	6	45	51

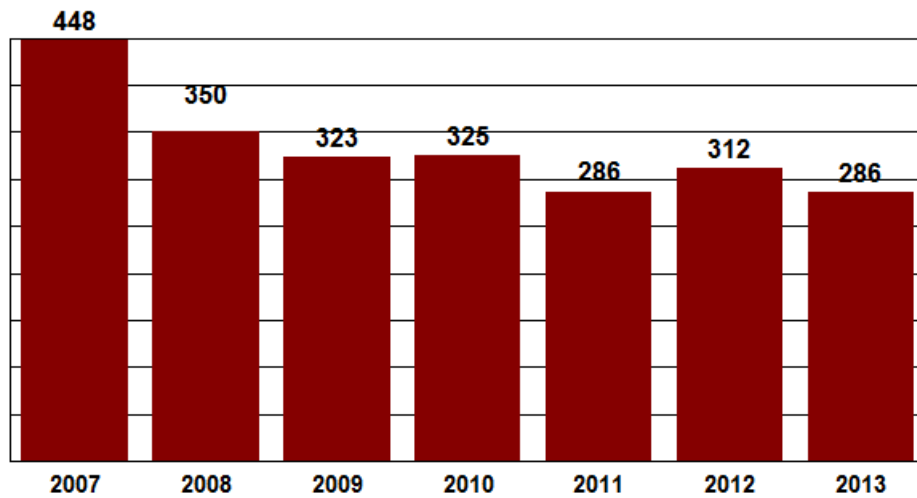
MOTORCYCLES

2013

Motorcycle Crashes



Number Injured in Motorcycle Crashes



**2013 MOTORCYCLE INVOLVED CRASHES
COUNTY/CRASH SEVERITY**

County	Fatal Crashes	Injury Crashes	PDO Crashes	Total Crashes
ALBANY	0	11	3	14
BIG HORN	0	9	2	11
CAMPBELL	0	19	5	24
CARBON	1	5	0	6
CONVERSE	0	7	2	9
CROOK	2	13	3	18
FREMONT	1	14	4	19
GOSHEN	0	3	0	3
HOT SPRINGS	0	2	1	3
JOHNSON	0	1	0	1
LARAMIE	1	26	5	32
LINCOLN	0	4	0	4
NATRONA	0	35	8	43
NIOBRARA	0	3	1	4
PARK	0	25	1	26
PLATTE	0	7	0	7
SHERIDAN	2	12	0	14
SUBLETTE	1	5	0	6
SWEETWATER	1	13	3	17
TETON	0	11	1	12
UINTA	0	3	2	5
WASHAKIE	0	3	0	3
WESTON	0	5	1	6
	9	236	42	287

**2013 MOTORCYCLE INVOLVED CRASHES
COLLISION TYPE/CRASH SEVERITY**

Collision Type	Fatal Crashes	Injury Crashes	PDO Crashes	Total Crashes
Antelope	0	2	0	2
Cattle Guard	0	1	0	1
Deer	1	12	0	13
Delineator Post	0	5	0	5
Earth Embankment/Berm	0	3	0	3
Elk	0	1	0	1
Fence (including Post)	0	3	0	3
Fire/Explosion	0	0	1	1
Guardrail Face	0	5	0	5
Jackknife	0	1	0	1
Motor Vehicle in Transport on Roadway	4	84	22	100
Other NON-Fixed Object	0	1	0	1
Other Non-Collision (MC Loss of Control)	2	116	14	132
Parked Motor Vehicle	1	1	5	7
Pedacycle	0	1	0	1
Raised Median or Curb	1	6	0	7
Rock, Boulder, Rock Slide	0	1	0	1
Trees/Shrubbery	0	1	0	1
Utility Pole/Light Support	0	1	0	1
Work Zone Channeling Device	0	1	0	1
	9	236	42	287

APPENDIX



CASE NO. _____

INVESTIGATOR'S TRAFFIC CRASH REPORT

Mail completed form within 10 days to: Wyoming Department of Transportation
Crash Records
5300 Bishop Boulevard
Cheyenne, WY 82009-3340

Date of Crash (yyyy/mm/dd) / / Time (24 hr) : : Day of Week Su Mo Tu We Th Fr Sa

Police Notified: / / / / / / / Date: yyyy/mm/dd Time (24 hr) : :

Arrived: / / / / / / / EMS Notified: / / / / / / /

Arrived: / / / / / / /

Combined Total Damage greater than or equal to \$1,000 Yes No Hit & Run Yes No Investigated at the Scene Yes No Photo/Video Photo Video None Both

Occurred on Private Property Yes No Public/Private Property Damage Yes No Amount of Property Damage (if known) \$ # Vehicle(s) # Driver(s) # Person(s) EMS Hospital Arrival Time : : # non Motorists # Injured # Killed

County In City/Town Yes No GPS Latitude

City GPS Longitude

Crash occurred on: Highway/Street Highway Section # Milepost Marker Highway LRS # CAT. ID # DIR

At/Related intersection: Highway/Street Intersection LRS # CAT. ID # DIR Occurred on Divided Hwy No Yes if yes Incr / Decr Incr Decr Unknown

If NOT at Intersection Feet or Miles Direction OF nearest street, highway, ramp, bridge, city, railroad crossing, etc.

INSTRUCTIONS
TO ENSURE ACCURACY
PRINT IN UPPER-CASE LETTERS USING A BLACK OR DARK BLUE PEN!
PRINT NEATLY

A **B** **C** **D** **4** **5** **6** **7** **8**

If 'Other' is selected in any field, describe in narrative
If a vehicle is towed, describe towed vehicle in narrative

mark if attached

SUPPLEMENTAL REPORTS

- If more than 2 vehicles are involved, complete form 'Supplemental Additional Vehicle/Driver Form'
- If more than 5 persons in a crash, complete form 'Supplemental Additional Vehicle Occupant Information'
- Trucks or Commercial Motor Vehicles complete form 'Supplemental Truck/CMV Information'
- If a non-motorist is involved, complete form 'Supplemental Non-Motorist'
- If a bus is involved and carrying passengers, complete form 'Supplemental Bus Information'
- If any drug tests are performed, complete 'Supplemental Drug Test Results'
- Previous report submitted

Investigating Agency

01 - City PD 02 - Sheriff 03 - BIA Division (WHP only)
 04 - Forest Service 05 - Campus Police 06 - WHP 07 - Other

Badge # Officer Name & Rank

First MI Last Rank

Report Date (yyyy/mm/dd) / /

Signature _____ Highway Safety Use Only

Proximity to Residence Rural PID NON-PID Highway District

1-Same Town 2-25 miles or less 3-25 miles Plus 4-Out of State Accurately Located

Date Received: _____ Crash Type: G ≥ \$1,000 M - Missing Location
 N ≤ \$1,000 I - Industrial Crash
Report Number: _____ Highway System P - Private D - Deliberate

Driver/Vehicle Information

1

Last Name _____ First Name _____ MI _____ Gender _____ DOB (yyyy/mm/dd) _____

Street Number _____ Street Name _____

Mailing Address (PO Box Number) _____ City _____ State _____ Zip Code _____

Occupation _____ Employer _____

Driver Phone Home Work Cell Phone _____ Emp Phone Home Work Cell Phone _____ SSN (fatals only) _____ Age _____

Driver's License Number _____ State (FIPS) _____ Restrictions _____ CDL Endorsement _____

DL Type		DL Class		DL Status		No. of Vehicle Occupants (01 to 50)	
1 - Not Licensed	5 - CDL	1 - A	5 - Improper or No Endorsement	1 - Clear	4 - Revoked		
2 - Driver License	6 - CDL Permit	2 - B		2 - Expired	5 - Suspended		
3 - Instruction Permit	7 - No License Required	3 - C	6 - Other	3 - Canceled or Denied	99 - Unknown		
4 - I2 Permit-intermediate	8 - Restricted License	4 - M				Posted Speed	Estimated Speed

Vehicle Owner same as driver

Last Name _____ First Name _____ MI _____

Street Number _____ Street Name _____ City _____ State _____ Zip Code _____

Make (ie, Chevrolet, Dodge, Toyota) _____ Model (ie, Silverado, Dakota, Solara) _____ Year _____ Expir. Date (mm/yy) _____

Vehicle Identification Number _____ License Plate No. _____ State (FIPS) _____ Color _____

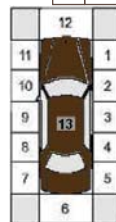
Initial Impact Point _____ Most Damaged Area _____

Insurance Verified Y-Yes N-No Company _____ Policy # _____

Vehicle Towed Y-Yes N-No By _____ To _____

Direction of Travel Prior to Crash _____

01 - North 05 - South
02 - Northeast 06 - Southwest
03 - East 07 - West
04 - Southeast 08 - Northwest
99 - Unknown



00 Non-Collision (Overturn/Rollover)
01-12 (Use 12 Point Clock Diagram)
13 Top (Roof)
14 Undercarriage
99 Unknown (Can't determine)

Extent of Damage 01 - None 02 - Functional 03 - Minor 04 - Disabling 99 - Unknown

MV Damage $\geq \$1,000$ 01-Yes 02-No 99-Unk.

2

Last Name _____ First Name _____ MI _____ Gender _____ DOB (yyyy/mm/dd) _____

Street Number _____ Street Name _____

Mailing Address (PO Box Number) _____ City _____ State _____ Zip Code _____

Occupation _____ Employer _____

Driver Phone Home Work Cell Phone _____ Emp Phone Home Work Cell Phone _____ SSN (fatals only) _____

Driver's License Number _____ State (FIPS) _____ Restrictions _____ CDL Endorsement _____

DL Type		DL Class		DL Status		No. of Vehicle Occupants (01 to 50)	
1 - Not Licensed	5 - CDL	1 - A	5 - Improper or No Endorsement	1 - Clear	4 - Revoked		
2 - Driver License	6 - CDL Permit	2 - B		2 - Expired	5 - Suspended		
3 - Instruction Permit	7 - No License Required	3 - C	6 - Other	3 - Canceled or Denied	99 - Unknown		
4 - I2 Permit-intermediate	8 - Restricted License	4 - M				Posted Speed	Estimated Speed

Vehicle Owner same as driver

Last Name _____ First Name _____ MI _____

Street Number _____ Street Name _____ City _____ State _____ Zip Code _____

Make (ie, Chevrolet, Dodge, Toyota) _____ Model (ie, Silverado, Dakota, Solara) _____ Year _____ Expir. Date (mm/yy) _____

Vehicle Identification Number _____ License Plate No. _____ State (FIPS) _____ Color _____

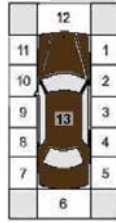
Initial Impact Point _____ Most Damaged Area _____

Insurance Verified Y-Yes N-No Company _____ Policy # _____

Vehicle Towed Y-Yes N-No By _____ To _____

Direction of Travel Prior to Crash _____

01 - North 05 - South
02 - Northeast 06 - Southwest
03 - East 07 - West
04 - Southeast 08 - Northwest
99 - Unknown



00 Non-Collision (Overturn/Rollover)
01-12 (Use 12 Point Clock Diagram)
13 Top (Roof)
14 Undercarriage
99 Unknown (Can't determine)

Extent of Damage 01 - None 02 - Functional 03 - Minor 04 - Disabling 99 - Unknown

MV Damage $\geq \$1,000$ 01-Yes 02-No 99-Unk.

Vehicle Occupant Information CASE NO.

Seat Position 01-Driver 02-Front Row Middle 03-Front Row Right 04-Passenger Front Row Left (for foreign or postal vehicles where the driver is on the Right) 05-Second Row Left 06-Second Row Middle 07-Second Row Right 08-Third Row Left 09-Third Row Middle 10-Third Row Right 11-Fourth Row Left 12-Fourth Row Middle 13-Fourth Row Right 14-Other Row (ie. Bus, Van) 15-Lying Down-Front Seat 16-Lying Down-Other Seat 17-Motorcycle Passenger 18-Sleeper Section of Cab 19-Other Enclosed Area 20-Unenclosed Cargo Area 21-Trailing Unit 97-Riding on MV Exterior 98-Other (explain in narrative) 99-Unknown (explain in narrative)	Air Bag Deployed 01-Not Applicable 02-Not Deployed 03-Deployed Front 04-Deployed Side 05-Deployed Combination 06-Deployed Other 99-Deployment Unknown	Ejection 01-Not Ejected 02-Partially Ejected 03-Totally Ejected 04-Trapped & Extricated 05-Not Applicable 99-Unknown	Injury Status 01-Fatal Injury 02-Incapacitating Injury 03-Non-Incapacitating Injury 04-Possible Injury 05-No Injury 99-Unknown	Injury Description 01-Severe Lacerations 02-Broken 03-Crushed 04-Unconsciousness 05-Internal Unknown 06-Lumps 07-Abrasions 08-Bruises 09-Minor Lacerations 10-Limping 11-Pain 12-Nausea 13-Other (explain in narrative) 14- No Injury 99-Unknown
Person Type 01 - Driver 02 - Passenger 99 - Unknown If non-motorist, complete supplemental form	Occupant Protection System Operation 01-Apparently Normal 02-Failure/Malfunction 03-Misuse 04-Air Bag System Turned off or Rendered Inoperative 99-Unknown	Most Injured Area 01-Head 02-Face 03-Neck 04-Thorax (Chest) 05-Abdomen/Pelvis 06-Spine 07-Upper Extremity (Arm...) 08-Lower Extremity (Leg...) 09-No Injury 99-Unknown	Injury Classification 01-Fatal (Not Documented) 02-Fatal (Autopsy) 03-Fatal (Medical Diagnosis) 04-Non-Fatal (Hospitalized overnight or longer) 05-Non-Fatal (Treated & Released from Hospital) 06-First Aid Given at Scene 07-No Treatment 08-Refused Treatment 99-Unknown	Safety Equipment Usage 01-None Used 02-Not Available 03-Shoulder & Lap belt 04-Shoulder Belt Only 05-Lap Belt Only 06-Passive Restraint Only 07-Restraint used-Type Unk. 08-Forward Facing Child 09-Rear Facing Child Restraint 10-Booster Seat 11-Child Restraint-Type Unk. 12-Helmet Used 13-Other 99-Unknown
Seat Belt Operation 01-None Used 02-Not Available 03-Shoulder & Lap belt 04-Shoulder Belt Only 05-Lap Belt Only 06-Passive Restraint Only 07-Restraint used-Type Unk. 08-Forward Facing Child 09-Rear Facing Child Restraint 10-Booster Seat 11-Child Restraint-Type Unk. 12-Helmet Used 13-Other 99-Unknown	Air Bag Deployed 01-None Used 02-Not Available 03-Shoulder & Lap belt 04-Shoulder Belt Only 05-Lap Belt Only 06-Passive Restraint Only 07-Restraint used-Type Unk. 08-Forward Facing Child 09-Rear Facing Child Restraint 10-Booster Seat 11-Child Restraint-Type Unk. 12-Helmet Used 13-Other 99-Unknown	Ejection 01-None Used 02-Not Available 03-Shoulder & Lap belt 04-Shoulder Belt Only 05-Lap Belt Only 06-Passive Restraint Only 07-Restraint used-Type Unk. 08-Forward Facing Child 09-Rear Facing Child Restraint 10-Booster Seat 11-Child Restraint-Type Unk. 12-Helmet Used 13-Other 99-Unknown	Injury Status 01-None Used 02-Not Available 03-Shoulder & Lap belt 04-Shoulder Belt Only 05-Lap Belt Only 06-Passive Restraint Only 07-Restraint used-Type Unk. 08-Forward Facing Child 09-Rear Facing Child Restraint 10-Booster Seat 11-Child Restraint-Type Unk. 12-Helmet Used 13-Other 99-Unknown	Injury Area 01-None Used 02-Not Available 03-Shoulder & Lap belt 04-Shoulder Belt Only 05-Lap Belt Only 06-Passive Restraint Only 07-Restraint used-Type Unk. 08-Forward Facing Child 09-Rear Facing Child Restraint 10-Booster Seat 11-Child Restraint-Type Unk. 12-Helmet Used 13-Other 99-Unknown
Injury Description 01-None Used 02-Not Available 03-Shoulder & Lap belt 04-Shoulder Belt Only 05-Lap Belt Only 06-Passive Restraint Only 07-Restraint used-Type Unk. 08-Forward Facing Child 09-Rear Facing Child Restraint 10-Booster Seat 11-Child Restraint-Type Unk. 12-Helmet Used 13-Other 99-Unknown	Injury Classification 01-None Used 02-Not Available 03-Shoulder & Lap belt 04-Shoulder Belt Only 05-Lap Belt Only 06-Passive Restraint Only 07-Restraint used-Type Unk. 08-Forward Facing Child 09-Rear Facing Child Restraint 10-Booster Seat 11-Child Restraint-Type Unk. 12-Helmet Used 13-Other 99-Unknown	Injury Classification 01-None Used 02-Not Available 03-Shoulder & Lap belt 04-Shoulder Belt Only 05-Lap Belt Only 06-Passive Restraint Only 07-Restraint used-Type Unk. 08-Forward Facing Child 09-Rear Facing Child Restraint 10-Booster Seat 11-Child Restraint-Type Unk. 12-Helmet Used 13-Other 99-Unknown	Injury Classification 01-None Used 02-Not Available 03-Shoulder & Lap belt 04-Shoulder Belt Only 05-Lap Belt Only 06-Passive Restraint Only 07-Restraint used-Type Unk. 08-Forward Facing Child 09-Rear Facing Child Restraint 10-Booster Seat 11-Child Restraint-Type Unk. 12-Helmet Used 13-Other 99-Unknown	Injury Classification 01-None Used 02-Not Available 03-Shoulder & Lap belt 04-Shoulder Belt Only 05-Lap Belt Only 06-Passive Restraint Only 07-Restraint used-Type Unk. 08-Forward Facing Child 09-Rear Facing Child Restraint 10-Booster Seat 11-Child Restraint-Type Unk. 12-Helmet Used 13-Other 99-Unknown
Inj. Transported by 01-Not Transported 02-EMS (Ground) 03-EMS (Air) 04-Law Enforcement 05-Other (Private MV) 99-Unknown	EMS ID 01-None Used 02-Not Available 03-Shoulder & Lap belt 04-Shoulder Belt Only 05-Lap Belt Only 06-Passive Restraint Only 07-Restraint used-Type Unk. 08-Forward Facing Child 09-Rear Facing Child Restraint 10-Booster Seat 11-Child Restraint-Type Unk. 12-Helmet Used 13-Other 99-Unknown	EMS Run # 01-None Used 02-Not Available 03-Shoulder & Lap belt 04-Shoulder Belt Only 05-Lap Belt Only 06-Passive Restraint Only 07-Restraint used-Type Unk. 08-Forward Facing Child 09-Rear Facing Child Restraint 10-Booster Seat 11-Child Restraint-Type Unk. 12-Helmet Used 13-Other 99-Unknown	Medical Facility 01-None Used 02-Not Available 03-Shoulder & Lap belt 04-Shoulder Belt Only 05-Lap Belt Only 06-Passive Restraint Only 07-Restraint used-Type Unk. 08-Forward Facing Child 09-Rear Facing Child Restraint 10-Booster Seat 11-Child Restraint-Type Unk. 12-Helmet Used 13-Other 99-Unknown	Medical Facility 01-None Used 02-Not Available 03-Shoulder & Lap belt 04-Shoulder Belt Only 05-Lap Belt Only 06-Passive Restraint Only 07-Restraint used-Type Unk. 08-Forward Facing Child 09-Rear Facing Child Restraint 10-Booster Seat 11-Child Restraint-Type Unk. 12-Helmet Used 13-Other 99-Unknown

Driver # 1	EMS ID	EMS Run #	Medical Facility
Driver # 2	EMS ID	EMS Run #	Medical Facility

Occupant Information

Last Name Home Work Cell Phone and/or	First Name MI SSN (Fatals Only) Home Work Cell Phone and/or	DOB Age Gender M, F, X	Medical Facility
Last Name Home Work Cell Phone and/or	First Name MI SSN (Fatals Only) Home Work Cell Phone and/or	DOB Age Gender M, F, X	Medical Facility
Last Name Home Work Cell Phone and/or	First Name MI SSN (Fatals Only) Home Work Cell Phone and/or	DOB Age Gender M, F, X	Medical Facility
Last Name Home Work Cell Phone and/or	First Name MI SSN (Fatals Only) Home Work Cell Phone and/or	DOB Age Gender M, F, X	Medical Facility
Last Name Home Work Cell Phone and/or	First Name MI SSN (Fatals Only) Home Work Cell Phone and/or	DOB Age Gender M, F, X	Medical Facility

If more than 5 occupants add page three from Supplemental Additional Driver/Vehicle form

Vehicle (1) Information

1st event	<input type="text"/>	Sequence	<input type="text"/>	
2nd event	<input type="text"/>	← choose up to 4:	<input type="text"/>	
3rd event	<input type="text"/>	Most Harmful Event	<input type="text"/>	
4th event	<input type="text"/>	choose 1 →	<input type="text"/>	

Non-Collision

- 01 - Overturn/Rollover
- 02 - Fire/Explosion
- 03 - Immersion
- 04 - Jackknife
- 05 - Cargo/Equipment Loss or Shift
- 06 - Equipment Failure
- 07 - Separation of Units
- 08 - Ran Off the Road Right
- 09 - Ran Off the Road Left
- 10 - Cross Median or Centerline
- 11 - Downhill Runaway
- 12 - Fell/Jumped from a MV
- 13 - Thrown or Falling Object
- 14 - Avoiding an Object on Road
- 15 - Avoiding an Animal on Road
- 16 - Carbon Monoxide (CO) Poisoning
- 17 - Injuries by being thrown against part of vehicle
- 18 - Other Non-Collision (MC Loss of Control)

Collision w/ Person, MV, or Non-Fixed Object

- 19 - Pedestrian
- 20 - Pedacycle
- 21 - Railway Vehicle
- 22 - Motor Vehicle in Transport on Roadway
- 23 - Motor Vehicle in Transport on OTHER Roadway
- 24 - Parked Motor Vehicle
- 25 - Struck by Falling, Shifting Cargo or Anything Else Set in Motion by Motor Vehicle
- 26 - Other NON-Fixed Object
- 27 - Work Zone/Maintenance Equipment
- 28 - Work Zone Channeling Device
- 29 - Object Set in Motion by Another Vehicle

Animals

- 30 - Horse
- 31 - Cow
- 32 - Pig
- 33 - Sheep
- 34 - Other Domestic (Dog, Llama, ...)
- 35 - Elk
- 36 - Deer
- 37 - Moose
- 38 - Antelope
- 39 - Buffalo
- 40 - Other Wild

Collision w/ Fixed Object

- 41 - Guardrail End
- 42 - Guardrail Face
- 43 - Impact Attenuator/Crash Cushion
- 44 - Bridge Pier or Support
- 45 - Bridge Overhead Structure
- 46 - Bridge Rail
- 47 - Concrete Traffic Barrier/Jersey Barrier
- 48 - Other Traffic Barrier (Includes temporary)
- 49 - Utility Pole/Light Support
- 50 - Traffic Signal Support
- 51 - Traffic Sign Support
- 52 - Overhead Traffic Sign
- 53 - Sign Support Single Post
- 54 - Sign Support Multiple Post
- 55 - Other Traffic Sign Support
- 56 - Barricade
- 57 - Tree/Shrubbery
- 58 - Cut Slope
- 59 - Road Approach
- 60 - Rock, Boulder, Rock Slide
- 61 - End of Drainage Pipe/Structure/Culvert
- 62 - Building or Other Structure Wall
- 63 - Fence (Including Post)
- 64 - Raised Median or Curb
- 65 - Delineator Post
- 66 - Earth Embankment/Berm
- 67 - Ditch
- 68 - Snow Embankment
- 69 - Mail Box
- 70 - Tunnel
- 71 - Cattle Guard
- 72 - Other Fixed Object
- 73 - Cable Barrier
- 99 - Unknown

Motor Vehicle Unit Type	
01 - Motor Vehicle in Transport	<input type="text"/>
02 - Parked Motor Vehicle	<input type="text"/>
03 - Working Vehicle/Equipment	<input type="text"/>
HM Placard or Commercial Motor Vehicle	
01 - Yes 02 - No 99 - Unknown	<input type="text"/>
⇒ if yes, complete CMV supplement	
Vehicle Owner	
01 - Same as Driver	<input type="text"/>
02 - Other	<input type="text"/>
03 - Passenger	<input type="text"/>
04 - Relative	<input type="text"/>
05 - Rental Vehicle	<input type="text"/>
06 - Commercial	<input type="text"/>
07 - Occupant	<input type="text"/>
08 - Vehicle Parked	<input type="text"/>
09 - Federal Law Enforcement	<input type="text"/>
10 - Federal Other	<input type="text"/>
11 - County Law Enforcement	<input type="text"/>
12 - County Fire Department	<input type="text"/>
13 - County Other	<input type="text"/>
14 - City Law Enforcement	<input type="text"/>
15 - City Fire Department	<input type="text"/>
16 - City Other	<input type="text"/>
17 - Government Other	<input type="text"/>
18 - Ambulance/EMS	<input type="text"/>
19 - WHP	<input type="text"/>
20 - State Law Enforc Other	<input type="text"/>

Vehicle Maneuver/Action prior to crash	
01 - Straight Ahead	<input type="text"/>
02 - Backing	<input type="text"/>
03 - Changing Lanes	<input type="text"/>
04 - Overtaking/Passing	<input type="text"/>
05 - Turning Right	<input type="text"/>
06 - Turning Left	<input type="text"/>
07 - Make U-Turn	<input type="text"/>
08 - Leaving a Traffic Lane/Parking	<input type="text"/>
09 - Entering a Traffic Lane	<input type="text"/>
10 - Slowing	<input type="text"/>
11 - Negotiating a Curve	<input type="text"/>
12 - Parked	<input type="text"/>
13 - Stopped in Traffic	<input type="text"/>
14 - Driverless Motor Vehicle	<input type="text"/>
15 - Trafficway Maintenance	<input type="text"/>
16 - Other	<input type="text"/>
99 - Unknown	<input type="text"/>

Vehicle Type	
01 - Passenger	<input type="text"/>
02 - Passenger Van	<input type="text"/>
03 - PU	<input type="text"/>
04 - School Bus	<input type="text"/>
05 - Other Bus	<input type="text"/>
06 - Transit Bus	<input type="text"/>
07 - Charter Bus	<input type="text"/>
08 - MC >150 cc	<input type="text"/>
09 - Off Road MC	<input type="text"/>
10 - Motorized Skateboard/Scter	<input type="text"/>
11 - Pedestrian Vehicle	<input type="text"/>
12 - Low Speed Vehicle	<input type="text"/>
13 - Other Vehicle	<input type="text"/>
14 - SUV	<input type="text"/>
15 - Cargo Van	<input type="text"/>
16 - Motor Home	<input type="text"/>
17 - Light Truck (10K or less)	<input type="text"/>
18 - Medium Truck (>10K - <26K)	<input type="text"/>
19 - Heavy Truck (>26K)	<input type="text"/>
20 - Farm Equipment	<input type="text"/>
21 - Construction Vehicle	<input type="text"/>
22 - MC <150 cc	<input type="text"/>
23 - Moped	<input type="text"/>
24 - Snowmobile	<input type="text"/>
25 - Segway	<input type="text"/>
26 - ATV	<input type="text"/>
27 - MPV	<input type="text"/>
99 - Unknown	<input type="text"/>

Road Surface	Grade
01 - Concrete	<input type="text"/>
02 - Asphalt	<input type="text"/>
03 - Gravel/Rock	<input type="text"/>
04 - Dirt	<input type="text"/>
05 - Brick/Stone	<input type="text"/>
99 - Unknown	<input type="text"/>
01 - Level	<input type="text"/>
02 - Hillcrest	<input type="text"/>
03 - Uphill	<input type="text"/>
04 - Downhill	<input type="text"/>
05 - Sag (Bottom)	<input type="text"/>
99 - Unknown	<input type="text"/>

Horizontal Alignment	
01 - Straight	<input type="text"/>
02 - Curve Right	<input type="text"/>
03 - Curve Left	<input type="text"/>
99 - Unknown	<input type="text"/>

Total No. Lanes	
01 - 06, 99 = Unknown	<input type="text"/>
(exclude turn lanes)	

Non-Commercial Trailer Style	
01 - No Trailer	<input type="text"/>
02 - Camping Trailer	<input type="text"/>
03 - Mobile Home	<input type="text"/>
04 - Utility Trailer	<input type="text"/>
05 - Boat/Jet Ski Trailer	<input type="text"/>
06 - Towed Vehicle	<input type="text"/>
07 - Horse/Stock Trailer	<input type="text"/>
08 - Motorcycle Trailer	<input type="text"/>
09 - Multiple Trailers	<input type="text"/>
10 - Other (ie. Bicycle)	<input type="text"/>
99 - Unknown	<input type="text"/>

Traffic Control Working Properly	
01 - Yes 02 - No 99 - Unknown	<input type="text"/>

Underride/Override	
01 - No Underride or Override	<input type="text"/>
02 - Underride-Compartment Intrusion	<input type="text"/>
03 - Underride-No Compartment Intrusion	<input type="text"/>
04 - Underride-Compartment Intrusion Unknow	<input type="text"/>
05 - Override-Motor Vehicle in Transport	<input type="text"/>
06 - Override-Other Motor Vehicle	<input type="text"/>
99 - Unknown if Underride or Override	<input type="text"/>

Traffic Control	
01 - None	<input type="text"/>
02 - Stop Sign	<input type="text"/>
03 - Yield Sign	<input type="text"/>
04 - Flashing Traffic Signal	<input type="text"/>
05 - Do Not Enter Sign	<input type="text"/>
06 - Traffic Signal	<input type="text"/>
07 - Traffic Signal w/ Ped	<input type="text"/>
08 - Traffic Signal w/ Ped & Audible Signals	<input type="text"/>
09 - Person (Officer/Flagger, Xing Guard, etc)	<input type="text"/>
10 - Pedestrian Crossing	<input type="text"/>
11 - No Passing Zone	<input type="text"/>
12 - Warning Signs	<input type="text"/>
13 - Pavement Markings	<input type="text"/>
14 - Traffic Barrels/Cones	<input type="text"/>
15 - Temporary Jersey Barrier	<input type="text"/>
16 - School Bus Flashing Stop Lamps	<input type="text"/>
17 - School Zone Crossing	<input type="text"/>
18 - RR Crossing Signal	<input type="text"/>
19 - RR Crossing Signal & Gate	<input type="text"/>
20 - RR Crossing Cross Buck Sign Only	<input type="text"/>
21 - RR Crossing Cross Buck with Stop Sign	<input type="text"/>
22 - RR Crossing Cross Buck with Yield Sign	<input type="text"/>
23 - Other	<input type="text"/>
99 - Unknown	<input type="text"/>

Emergency Vehicle Use	
01 - Yes 02 - No 99 - Unknown	<input type="text"/>

Emergency Equipment Activated	
01 - Yes 02 - No 99 - Unknown	<input type="text"/>

Special Function of MV in Transport	
01 - None	<input type="text"/>
02 - Police	<input type="text"/>
03 - Ambulance/EMS	<input type="text"/>
04 - Fire Truck	<input type="text"/>
05 - Military	<input type="text"/>
06 - Snow Plow	<input type="text"/>
07 - Tow Truck	<input type="text"/>
08 - MV used as School Bus	<input type="text"/>
09 - MV used as Other Bus	<input type="text"/>
10 - Construction Equipment	<input type="text"/>
11 - Farm Equipment	<input type="text"/>
12 - Taxi	<input type="text"/>
13 - Train	<input type="text"/>
99 - Unknown	<input type="text"/>

Trafficway Description	
01 - Two-Way-Undivided	<input type="text"/>
02 - Two-Way-Undivided w/ Continuous Left Turn Lane	<input type="text"/>
03 - Two-Way-Divided, No Barrier	<input type="text"/>
04 - Two-Way-Divided, With Barrier	<input type="text"/>
05 - One Way	<input type="text"/>
99 - Unknown	<input type="text"/>

Contributing Circumstance	
01 - None	<input type="text"/>
02 - Brakes	<input type="text"/>
03 - Trailer Brakes	<input type="text"/>
04 - Steering	<input type="text"/>
05 - Power Train	<input type="text"/>
06 - Suspension	<input type="text"/>
07 - Tires	<input type="text"/>
08 - Wheels	<input type="text"/>
09 - Lights (Head, Signal or Tail)	<input type="text"/>
10 - Windows/Windshield	<input type="text"/>
11 - Rain/Snow/Ice on Windshield	<input type="text"/>
12 - Tinted Windows	<input type="text"/>
13 - Vehicle Cargo Blocking View	<input type="text"/>
14 - Exhaust System	<input type="text"/>
15 - Oversized Load	<input type="text"/>
16 - Defroster	<input type="text"/>
17 - Mirrors	<input type="text"/>
18 - Wipers	<input type="text"/>
19 - Truck Coupling/Trailer Hitch/Safety Chain	<input type="text"/>
20 - Stalled Vehicle	<input type="text"/>
21 - Cruise Control	<input type="text"/>
22 - Other	<input type="text"/>
99 - Unknown	<input type="text"/>

Rumble Strips Present	
01 - Yes 02 - No 99 - Unknown	<input type="text"/>

Rumble Strips Applicable	
01 - Yes 02 - No 99 - Unknown	<input type="text"/>

Rumble Strips	
01 - None	<input type="text"/>
02 - Centerline Rumble Strips	<input type="text"/>
03 - Median Shoulder Only	<input type="text"/>
04 - Transverse Rumble Strips (Road Apprch)	<input type="text"/>
05 - Both Shoulders	<input type="text"/>
06 - Both Centerline and Outside Shoulder	<input type="text"/>
07 - Outside Shoulders Only	<input type="text"/>
99 - Unknown	<input type="text"/>

Vehicle (2) Information

2

1st event	<input type="text"/>	Sequence	<input type="text"/>
2nd event	<input type="text"/>	← choose up to 4:	<input type="text"/>
3rd event	<input type="text"/>	Most Harmful Event	<input type="text"/>
4th event	<input type="text"/>	choose 1 →	<input type="text"/>

- Non-Collision**
- 01 - Overturn/Rollover
 - 02 - Fire/Explosion
 - 03 - Immersion
 - 04 - Jackknife
 - 05 - Cargo/Equipment Loss or Shift
 - 06 - Equipment Failure
 - 07 - Separation of Units
 - 08 - Ran Off the Road Right
 - 09 - Ran Off the Road Left
 - 10 - Cross Median or Centerline
 - 11 - Downhill Runaway
 - 12 - Fell/Jumped from a MV
 - 13 - Thrown or Falling Object
 - 14 - Avoiding an Object on Road
 - 15 - Avoiding an Animal on Road
 - 16 - Carbon Monoxide (CO) Poisoning
 - 17 - Injuries by being thrown against part of vehicle
 - 18 - Other Non-Collision (MC Loss of Control)

- Collision w/ Person, MV, or Non-Fixed Object**
- 19 - Pedestrian
 - 20 - Pedacycle
 - 21 - Railway Vehicle
 - 22 - Motor Vehicle in Transport on Roadway
 - 23 - Motor Vehicle in Transport on OTHER Roadway
 - 24 - Parked Motor Vehicle
 - 25 - Struck by Falling, Shifting Cargo or Anything Else Set in Motion by Motor Vehicle
 - 26 - Other NON-Fixed Object
 - 27 - Work Zone/Maintenance Equipment
 - 28 - Work Zone Channeling Device
 - 29 - Object Set in Motion by Another Vehicle

- Animals**
- 30 - Horse
 - 31 - Cow
 - 32 - Pig
 - 33 - Sheep
 - 34 - Other Domestic (Dog, Llama, ...)
 - 35 - Elk
 - 36 - Deer
 - 37 - Moose
 - 38 - Antelope
 - 39 - Buffalo
 - 40 - Other Wild

- Collision w/ Fixed Object**
- 41 - Guardrail End
 - 42 - Guardrail Face
 - 43 - Impact Attenuator/Crash Cushion
 - 44 - Bridge Pier or Support
 - 45 - Bridge Overhead Structure
 - 46 - Bridge Rail
 - 47 - Concrete Traffic Barrier/Jersey Barrier
 - 48 - Other Traffic Barrier (Includes temporary)
 - 49 - Utility Pole/Light Support
 - 50 - Traffic Signal Support
 - 51 - Traffic Sign Support
 - 52 - Overhead Traffic Sign
 - 53 - Sign Support Single Post
 - 54 - Sign Support Multiple Post
 - 55 - Other Traffic Sign Support
 - 56 - Barricade
 - 57 - Tree/Shrubbery
 - 58 - Cut Slope
 - 59 - Road Approach
 - 60 - Rock, Boulder, Rock Slide
 - 61 - End of Drainage Pipe/Structure/Culvert
 - 62 - Building or Other Structure Wall
 - 63 - Fence (Including Post)
 - 64 - Raised Median or Curb
 - 65 - Delineator Post
 - 66 - Earth Embankment/Berm
 - 67 - Ditch
 - 68 - Snow Embankment
 - 69 - Mail Box
 - 70 - Tunnel
 - 71 - Cattle Guard
 - 72 - Other Fixed Object
 - 73 - Cable Barrier
 - 99 - Unknown

Motor Vehicle Unit Type

01 - Motor Vehicle in Transport
 02 - Parked Motor Vehicle
 03 - Working Vehicle/Equipment

HM Placard or Commercial Motor Vehicle

01 - Yes 02 - No 99 - Unknown
 if yes, complete CMV supplement

Vehicle Owner

01 - Same as Driver	11 - County Law Enforcement
02 - Other	12 - County Fire Department
03 - Passenger	13 - County Other
04 - Relative	14 - City Law Enforcement
05 - Rental Vehicle	15 - City Fire Department
06 - Commercial	16 - City Other
07 - Occupant	17 - Government Other
08 - Vehicle Parked	18 - Ambulance/EMS
09 - Federal Law Enforcement	19 - WHP
10 - Federal Other	20 - State Law Enforc Other

Vehicle Type

01 - Passenger	14 - SUV
02 - Passenger Van	15 - Cargo Van
03 - PU	16 - Motor Home
04 - School Bus	17 - Light Truck (10K or less)
05 - Other Bus	18 - Medium Truck (>10K - <26K)
06 - Transit Bus	19 - Heavy Truck (>26K)
07 - Charter Bus	20 - Farm Equipment
08 - MC >150 cc	21 - Construction Vehicle
09 - Off Road MC	22 - MC <150 cc
10 - Motorized Skateboard/Scter	23 - Moped
11 - Pedestrian Vehicle	24 - Snowmobile
12 - Low Speed Vehicle	25 - Segway
13 - Other Vehicle	26 - ATV
	27 - MPV
	99 - Unknown

Non-Commercial Trailer Style

01 - No Trailer	07 - Horse/Stock Trailer
02 - Camping Trailer	08 - Motorcycle Trailer
03 - Mobile Home	09 - Multiple Trailers
04 - Utility Trailer	10 - Other (ie. Bicycle)
05 - Boat/Jet Ski Trailer	99 - Unknown
06 - Towed Vehicle	

Underride/Override

01 - No Underride or Override
 02 - Underride-Compartment Intrusion
 03 - Underride-No Compartment Intrusion
 04 - Underride-Compartment Intrusion Unknow
 05 - Override-Motor Vehicle in Transport
 06 - Override-Other Motor Vehicle
 99 - Unknown if Underride or Override

Emergency Vehicle Use

01 - Yes 02 - No 99 - Unknown

Emergency Equipment Activated

01 - Yes 02 - No 99 - Unknown

Special Function of MV in Transport

01 - None	08 - MV used as School Bus
02 - Police	09 - MV used as Other Bus
03 - Ambulance/EMS	10 - Construction Equipment
04 - Fire Truck	11 - Farm Equipment
05 - Military	12 - Taxi
06 - Snow Plow	13 - Train
07 - Tow Truck	99 - Unknown

Contributing Circumstance

1st choice

2nd choice

- 01 - None
- 02 - Brakes
- 03 - Trailer Brakes
- 04 - Steering
- 05 - Power Train
- 06 - Suspension
- 07 - Tires
- 08 - Wheels
- 09 - Lights (Head, Signal or Tail)
- 10 - Windows/Windshield
- 11 - Rain/Snow/Ice on Windshield
- 12 - Tinted Windows
- 13 - Vehicle Cargo Blocking View
- 14 - Exhaust System
- 15 - Oversized Load
- 16 - Defroster
- 17 - Mirrors
- 18 - Wipers
- 19 - Truck Coupling/Trailer Hitch/Safety Chain
- 20 - Stalled Vehicle
- 21 - Cruise Control
- 22 - Other
- 99 - Unknown

Vehicle Maneuver/Action prior to crash

01 - Straight Ahead
 02 - Backing
 03 - Changing Lanes
 04 - Overtaking/Passing
 05 - Turning Right
 06 - Turning Left
 07 - Make U-Turn
 08 - Leaving a Traffic Lane/Parking
 09 - Entering a Traffic Lane
 10 - Slowing
 11 - Negotiating a Curve
 12 - Parked
 13 - Stopped in Traffic
 14 - Driverless Motor Vehicle
 15 - Trafficway Maintenance
 16 - Other
 99 - Unknown

Road Surface	Grade
01 - Concrete	01 - Level
02 - Asphalt	02 - Hillcrest
03 - Gravel/Rock	03 - Uphill
04 - Dirt	04 - Downhill
05 - Brick/Stone	05 - Sag (Bottom)
99 - Unknown	99 - Unknown

Horizontal Alignment

01 - Straight 03 - Curve Left
 02 - Curve Right 99 - Unknown

Total No. Lanes

01 - 06, 99 = Unknown (exclude turn lanes)

Traffic Control Working Properly

01 - Yes 02 - No 99 - Unknown

Traffic Control

- 01 - None
- 02 - Stop Sign
- 03 - Yield Sign
- 04 - Flashing Traffic Signal
- 05 - Do Not Enter Sign
- 06 - Traffic Signal
- 07 - Traffic Signal w/ Ped
- 08 - Traffic Signal w/ Ped & Audible Signals
- 09 - Person (Officer/Flagger, Xing Guard, etc)
- 10 - Pedestrian Crossing
- 11 - No Passing Zone
- 12 - Warning Signs
- 13 - Pavement Markings
- 14 - Traffic Barrels/Cones
- 15 - Temporary Jersey Barrier
- 16 - School Bus Flashing Stop Lamps
- 17 - School Zone Crossing
- 18 - RR Crossing Signal
- 19 - RR Crossing Signal & Gate
- 20 - RR Crossing Cross Buck Sign Only
- 21 - RR Crossing Cross Buck with Stop Sign
- 22 - RR Crossing Cross Buck with Yield Sign
- 23 - Other
- 99 - Unknown

Trafficway Description

01 - Two-Way-Undivided
 02 - Two-Way-Undivided w/ Continuous Left Turn Lane
 03 - Two-Way-Divided, No Barrier
 04 - Two-Way-Divided, With Barrier
 05 - One Way
 99 - Unknown

Rumble Strips Present

01 - Yes 02 - No 99 - Unknown

Rumble Strips Applicable

01 - Yes 02 - No 99 - Unknown

Rumble Strips

- 01 - None
- 02 - Centerline Rumble Strips
- 03 - Median Shoulder Only
- 04 - Transverse Rumble Strips (Road Apprch)
- 05 - Both Shoulders
- 06 - Both Centerline and Outside Shoulder
- 07 - Outside Shoulders Only
- 99 - Unknown

Driver Information

1

Driver's Action (choose up to 4)	1st choice	2nd choice	3rd choice	4th choice
01 - No Improper Driving	<input type="checkbox"/>	<input type="checkbox"/>	<input type="checkbox"/>	<input type="checkbox"/>
02 - Ran Off Road	<input type="checkbox"/>	<input type="checkbox"/>	<input type="checkbox"/>	<input type="checkbox"/>
03 - Failed to Yield ROW	<input type="checkbox"/>	<input type="checkbox"/>	<input type="checkbox"/>	<input type="checkbox"/>
04 - Disregarded Traffic Signs	<input type="checkbox"/>	<input type="checkbox"/>	<input type="checkbox"/>	<input type="checkbox"/>
05 - Ran Red Light	<input type="checkbox"/>	<input type="checkbox"/>	<input type="checkbox"/>	<input type="checkbox"/>
06 - Disregarded Other Road Marking	<input type="checkbox"/>	<input type="checkbox"/>	<input type="checkbox"/>	<input type="checkbox"/>
07 - Speeding	<input type="checkbox"/>	<input type="checkbox"/>	<input type="checkbox"/>	<input type="checkbox"/>
08 - Drove too Fast for Conditions	<input type="checkbox"/>	<input type="checkbox"/>	<input type="checkbox"/>	<input type="checkbox"/>
09 - Improper Turn or No Signal	<input type="checkbox"/>	<input type="checkbox"/>	<input type="checkbox"/>	<input type="checkbox"/>
10 - Improper Backing	<input type="checkbox"/>	<input type="checkbox"/>	<input type="checkbox"/>	<input type="checkbox"/>
11 - Improper Passing	<input type="checkbox"/>	<input type="checkbox"/>	<input type="checkbox"/>	<input type="checkbox"/>
12 - Improper Parking	<input type="checkbox"/>	<input type="checkbox"/>	<input type="checkbox"/>	<input type="checkbox"/>
13 - Wrong Side/Wrong Way	<input type="checkbox"/>	<input type="checkbox"/>	<input type="checkbox"/>	<input type="checkbox"/>
14 - Following too Close	<input type="checkbox"/>	<input type="checkbox"/>	<input type="checkbox"/>	<input type="checkbox"/>
15 - Failed to Keep Proper Lane	<input type="checkbox"/>	<input type="checkbox"/>	<input type="checkbox"/>	<input type="checkbox"/>
16 - Erratic/Reckless/Careless/Aggressive	<input type="checkbox"/>	<input type="checkbox"/>	<input type="checkbox"/>	<input type="checkbox"/>
17 - Avoiding an Object on Road	<input type="checkbox"/>	<input type="checkbox"/>	<input type="checkbox"/>	<input type="checkbox"/>
18 - Avoiding Animal	<input type="checkbox"/>	<input type="checkbox"/>	<input type="checkbox"/>	<input type="checkbox"/>
19 - Avoiding Non-Motorist	<input type="checkbox"/>	<input type="checkbox"/>	<input type="checkbox"/>	<input type="checkbox"/>
20 - Avoiding MV	<input type="checkbox"/>	<input type="checkbox"/>	<input type="checkbox"/>	<input type="checkbox"/>
21 - Swerve Due to Wind/Slippery Surface	<input type="checkbox"/>	<input type="checkbox"/>	<input type="checkbox"/>	<input type="checkbox"/>
22 - Over Corrected/Over Steered	<input type="checkbox"/>	<input type="checkbox"/>	<input type="checkbox"/>	<input type="checkbox"/>
23 - Evading Law Enforcement	<input type="checkbox"/>	<input type="checkbox"/>	<input type="checkbox"/>	<input type="checkbox"/>
24 - Other Improper Action	<input type="checkbox"/>	<input type="checkbox"/>	<input type="checkbox"/>	<input type="checkbox"/>
99 - Unknown	<input type="checkbox"/>	<input type="checkbox"/>	<input type="checkbox"/>	<input type="checkbox"/>

Driver's Condition (choose up to 2)	1st choice	2nd choice
01 - Apparently Normal	<input type="checkbox"/>	<input type="checkbox"/>
02 - Emotional (depressed, angry, disturbed...)	<input type="checkbox"/>	<input type="checkbox"/>
03 - ill (Sick)	<input type="checkbox"/>	<input type="checkbox"/>
04 - Fell Asleep, Fainted	<input type="checkbox"/>	<input type="checkbox"/>
05 - Fatigued	<input type="checkbox"/>	<input type="checkbox"/>
06 - Under Influence of Medication	<input type="checkbox"/>	<input type="checkbox"/>
07 - Physical Disability	<input type="checkbox"/>	<input type="checkbox"/>
08 - Suspected Drug Use	<input type="checkbox"/>	<input type="checkbox"/>
09 - Suspected Alcohol Use	<input type="checkbox"/>	<input type="checkbox"/>
10 - Other	<input type="checkbox"/>	<input type="checkbox"/>
11 - Driver Inattention	<input type="checkbox"/>	<input type="checkbox"/>
99 - Unknown	<input type="checkbox"/>	<input type="checkbox"/>

Citations Issued (choose up to 5)	1st choice	2nd choice	3rd choice	4th choice	5th choice
01 - None	<input type="checkbox"/>	<input type="checkbox"/>	<input type="checkbox"/>	<input type="checkbox"/>	<input type="checkbox"/>
02 - DWUI	<input type="checkbox"/>	<input type="checkbox"/>	<input type="checkbox"/>	<input type="checkbox"/>	<input type="checkbox"/>
03 - Drinking - (i.e., open container)	<input type="checkbox"/>	<input type="checkbox"/>	<input type="checkbox"/>	<input type="checkbox"/>	<input type="checkbox"/>
04 - Exceeding Speed Limit	<input type="checkbox"/>	<input type="checkbox"/>	<input type="checkbox"/>	<input type="checkbox"/>	<input type="checkbox"/>
05 - Speed too Fast	<input type="checkbox"/>	<input type="checkbox"/>	<input type="checkbox"/>	<input type="checkbox"/>	<input type="checkbox"/>
06 - Following too Close	<input type="checkbox"/>	<input type="checkbox"/>	<input type="checkbox"/>	<input type="checkbox"/>	<input type="checkbox"/>
07 - Wrong Side of Road	<input type="checkbox"/>	<input type="checkbox"/>	<input type="checkbox"/>	<input type="checkbox"/>	<input type="checkbox"/>
08 - Improper or No Signal	<input type="checkbox"/>	<input type="checkbox"/>	<input type="checkbox"/>	<input type="checkbox"/>	<input type="checkbox"/>
09 - Improper Lane Use	<input type="checkbox"/>	<input type="checkbox"/>	<input type="checkbox"/>	<input type="checkbox"/>	<input type="checkbox"/>
10 - Improper Turn	<input type="checkbox"/>	<input type="checkbox"/>	<input type="checkbox"/>	<input type="checkbox"/>	<input type="checkbox"/>
11 - Improper Passing	<input type="checkbox"/>	<input type="checkbox"/>	<input type="checkbox"/>	<input type="checkbox"/>	<input type="checkbox"/>
12 - Improper Starting Out	<input type="checkbox"/>	<input type="checkbox"/>	<input type="checkbox"/>	<input type="checkbox"/>	<input type="checkbox"/>
13 - Failed to Grant ROW to Ped	<input type="checkbox"/>	<input type="checkbox"/>	<input type="checkbox"/>	<input type="checkbox"/>	<input type="checkbox"/>
14 - Failed to Grant ROW to MV	<input type="checkbox"/>	<input type="checkbox"/>	<input type="checkbox"/>	<input type="checkbox"/>	<input type="checkbox"/>
15 - Disregard Officer	<input type="checkbox"/>	<input type="checkbox"/>	<input type="checkbox"/>	<input type="checkbox"/>	<input type="checkbox"/>
16 - Disregard Stop Light	<input type="checkbox"/>	<input type="checkbox"/>	<input type="checkbox"/>	<input type="checkbox"/>	<input type="checkbox"/>
17 - Disregard Stop Sign	<input type="checkbox"/>	<input type="checkbox"/>	<input type="checkbox"/>	<input type="checkbox"/>	<input type="checkbox"/>
18 - Disregard Other	<input type="checkbox"/>	<input type="checkbox"/>	<input type="checkbox"/>	<input type="checkbox"/>	<input type="checkbox"/>
19 - Improper Parking	<input type="checkbox"/>	<input type="checkbox"/>	<input type="checkbox"/>	<input type="checkbox"/>	<input type="checkbox"/>
20 - Reckless Driving	<input type="checkbox"/>	<input type="checkbox"/>	<input type="checkbox"/>	<input type="checkbox"/>	<input type="checkbox"/>
21 - Vehicular Homicide	<input type="checkbox"/>	<input type="checkbox"/>	<input type="checkbox"/>	<input type="checkbox"/>	<input type="checkbox"/>
22 - Driver's License Violation	<input type="checkbox"/>	<input type="checkbox"/>	<input type="checkbox"/>	<input type="checkbox"/>	<input type="checkbox"/>
23 - Improper Backing	<input type="checkbox"/>	<input type="checkbox"/>	<input type="checkbox"/>	<input type="checkbox"/>	<input type="checkbox"/>
24 - No Insurance	<input type="checkbox"/>	<input type="checkbox"/>	<input type="checkbox"/>	<input type="checkbox"/>	<input type="checkbox"/>
25 - Hit & Run	<input type="checkbox"/>	<input type="checkbox"/>	<input type="checkbox"/>	<input type="checkbox"/>	<input type="checkbox"/>
26 - Registration Violation	<input type="checkbox"/>	<input type="checkbox"/>	<input type="checkbox"/>	<input type="checkbox"/>	<input type="checkbox"/>
27 - Failure to Use Seat Belt	<input type="checkbox"/>	<input type="checkbox"/>	<input type="checkbox"/>	<input type="checkbox"/>	<input type="checkbox"/>
28 - Charges Pending	<input type="checkbox"/>	<input type="checkbox"/>	<input type="checkbox"/>	<input type="checkbox"/>	<input type="checkbox"/>
29 - Fed R & R Driver	<input type="checkbox"/>	<input type="checkbox"/>	<input type="checkbox"/>	<input type="checkbox"/>	<input type="checkbox"/>
30 - Fed R & R Vehicle	<input type="checkbox"/>	<input type="checkbox"/>	<input type="checkbox"/>	<input type="checkbox"/>	<input type="checkbox"/>
31 - Racing	<input type="checkbox"/>	<input type="checkbox"/>	<input type="checkbox"/>	<input type="checkbox"/>	<input type="checkbox"/>
32 - Careless	<input type="checkbox"/>	<input type="checkbox"/>	<input type="checkbox"/>	<input type="checkbox"/>	<input type="checkbox"/>
33 - Other (explain in narrative)	<input type="checkbox"/>	<input type="checkbox"/>	<input type="checkbox"/>	<input type="checkbox"/>	<input type="checkbox"/>

Suspect Alcohol	Alcohol Test Type
01 - Yes	01 - No Test Performed
02 - No	02 - Test Refused
99 - Unknown	03 - Blood
	04 - Serum
	05 - Breath
	06 - Urine
	07 - Other
	99 - Unknown

Suspect Drugs	Drug Test Type
01 - Yes	01 - No Test Performed
02 - No	02 - Test Refused
99 - Unknown	03 - Blood
	04 - Serum
	05 - Urine
	06 - Other
	99 - Unknown

DL Investigation	01 - Yes	02 - No	99 - Unknown
<input type="checkbox"/>	<input type="checkbox"/>	<input type="checkbox"/>	<input type="checkbox"/>

If Alcohol Test performed other than Breath then form 902E will be required with results at a later date.

If Drug Test performed then form 902E will be required with results at a later date.

Driver's Action (choose up to 4)	1st choice	2nd choice	3rd choice	4th choice
01 - No Improper Driving	<input type="checkbox"/>	<input type="checkbox"/>	<input type="checkbox"/>	<input type="checkbox"/>
02 - Ran Off Road	<input type="checkbox"/>	<input type="checkbox"/>	<input type="checkbox"/>	<input type="checkbox"/>
03 - Failed to Yield ROW	<input type="checkbox"/>	<input type="checkbox"/>	<input type="checkbox"/>	<input type="checkbox"/>
04 - Disregarded Traffic Signs	<input type="checkbox"/>	<input type="checkbox"/>	<input type="checkbox"/>	<input type="checkbox"/>
05 - Ran Red Light	<input type="checkbox"/>	<input type="checkbox"/>	<input type="checkbox"/>	<input type="checkbox"/>
06 - Disregarded Other Road Marking	<input type="checkbox"/>	<input type="checkbox"/>	<input type="checkbox"/>	<input type="checkbox"/>
07 - Speeding	<input type="checkbox"/>	<input type="checkbox"/>	<input type="checkbox"/>	<input type="checkbox"/>
08 - Drove too Fast for Conditions	<input type="checkbox"/>	<input type="checkbox"/>	<input type="checkbox"/>	<input type="checkbox"/>
09 - Improper Turn or No Signal	<input type="checkbox"/>	<input type="checkbox"/>	<input type="checkbox"/>	<input type="checkbox"/>
10 - Improper Backing	<input type="checkbox"/>	<input type="checkbox"/>	<input type="checkbox"/>	<input type="checkbox"/>
11 - Improper Passing	<input type="checkbox"/>	<input type="checkbox"/>	<input type="checkbox"/>	<input type="checkbox"/>
12 - Improper Parking	<input type="checkbox"/>	<input type="checkbox"/>	<input type="checkbox"/>	<input type="checkbox"/>
13 - Wrong Side/Wrong Way	<input type="checkbox"/>	<input type="checkbox"/>	<input type="checkbox"/>	<input type="checkbox"/>
14 - Following too Close	<input type="checkbox"/>	<input type="checkbox"/>	<input type="checkbox"/>	<input type="checkbox"/>
15 - Failed to Keep Proper Lane	<input type="checkbox"/>	<input type="checkbox"/>	<input type="checkbox"/>	<input type="checkbox"/>
16 - Erratic/Reckless/Careless/Aggressive	<input type="checkbox"/>	<input type="checkbox"/>	<input type="checkbox"/>	<input type="checkbox"/>
17 - Avoiding an Object on Road	<input type="checkbox"/>	<input type="checkbox"/>	<input type="checkbox"/>	<input type="checkbox"/>
18 - Avoiding Animal	<input type="checkbox"/>	<input type="checkbox"/>	<input type="checkbox"/>	<input type="checkbox"/>
19 - Avoiding Non-Motorist	<input type="checkbox"/>	<input type="checkbox"/>	<input type="checkbox"/>	<input type="checkbox"/>
20 - Avoiding MV	<input type="checkbox"/>	<input type="checkbox"/>	<input type="checkbox"/>	<input type="checkbox"/>
21 - Swerve Due to Wind/Slippery Surface	<input type="checkbox"/>	<input type="checkbox"/>	<input type="checkbox"/>	<input type="checkbox"/>
22 - Over Corrected/Over Steered	<input type="checkbox"/>	<input type="checkbox"/>	<input type="checkbox"/>	<input type="checkbox"/>
23 - Evading Law Enforcement	<input type="checkbox"/>	<input type="checkbox"/>	<input type="checkbox"/>	<input type="checkbox"/>
24 - Other Improper Action	<input type="checkbox"/>	<input type="checkbox"/>	<input type="checkbox"/>	<input type="checkbox"/>
99 - Unknown	<input type="checkbox"/>	<input type="checkbox"/>	<input type="checkbox"/>	<input type="checkbox"/>

Driver's Condition (choose up to 2)	1st choice	2nd choice
01 - Apparently Normal	<input type="checkbox"/>	<input type="checkbox"/>
02 - Emotional (depressed, angry, disturbed...)	<input type="checkbox"/>	<input type="checkbox"/>
03 - ill (Sick)	<input type="checkbox"/>	<input type="checkbox"/>
04 - Fell Asleep, Fainted	<input type="checkbox"/>	<input type="checkbox"/>
05 - Fatigued	<input type="checkbox"/>	<input type="checkbox"/>
06 - Under Influence of Meds	<input type="checkbox"/>	<input type="checkbox"/>
07 - Physical Disability	<input type="checkbox"/>	<input type="checkbox"/>
08 - Suspected Drug Use	<input type="checkbox"/>	<input type="checkbox"/>
09 - Suspected Alcohol Use	<input type="checkbox"/>	<input type="checkbox"/>
10 - Other	<input type="checkbox"/>	<input type="checkbox"/>
11 - Driver Inattention	<input type="checkbox"/>	<input type="checkbox"/>
99 - Unknown	<input type="checkbox"/>	<input type="checkbox"/>

Citations Issued (choose up to 5)	1st choice	2nd choice	3rd choice	4th choice	5th choice
01 - None	<input type="checkbox"/>	<input type="checkbox"/>	<input type="checkbox"/>	<input type="checkbox"/>	<input type="checkbox"/>
02 - DWUI	<input type="checkbox"/>	<input type="checkbox"/>	<input type="checkbox"/>	<input type="checkbox"/>	<input type="checkbox"/>
03 - Drinking - (i.e., open container)	<input type="checkbox"/>	<input type="checkbox"/>	<input type="checkbox"/>	<input type="checkbox"/>	<input type="checkbox"/>
04 - Exceeding Speed Limit	<input type="checkbox"/>	<input type="checkbox"/>	<input type="checkbox"/>	<input type="checkbox"/>	<input type="checkbox"/>
05 - Speed too Fast	<input type="checkbox"/>	<input type="checkbox"/>	<input type="checkbox"/>	<input type="checkbox"/>	<input type="checkbox"/>
06 - Following too Close	<input type="checkbox"/>	<input type="checkbox"/>	<input type="checkbox"/>	<input type="checkbox"/>	<input type="checkbox"/>
07 - Wrong Side of Road	<input type="checkbox"/>	<input type="checkbox"/>	<input type="checkbox"/>	<input type="checkbox"/>	<input type="checkbox"/>
08 - Improper or No Signal	<input type="checkbox"/>	<input type="checkbox"/>	<input type="checkbox"/>	<input type="checkbox"/>	<input type="checkbox"/>
09 - Improper Lane Use	<input type="checkbox"/>	<input type="checkbox"/>	<input type="checkbox"/>	<input type="checkbox"/>	<input type="checkbox"/>
10 - Improper Turn	<input type="checkbox"/>	<input type="checkbox"/>	<input type="checkbox"/>	<input type="checkbox"/>	<input type="checkbox"/>
11 - Improper Passing	<input type="checkbox"/>	<input type="checkbox"/>	<input type="checkbox"/>	<input type="checkbox"/>	<input type="checkbox"/>
12 - Improper Starting Out	<input type="checkbox"/>	<input type="checkbox"/>	<input type="checkbox"/>	<input type="checkbox"/>	<input type="checkbox"/>
13 - Failed to Grant ROW to Ped	<input type="checkbox"/>	<input type="checkbox"/>	<input type="checkbox"/>	<input type="checkbox"/>	<input type="checkbox"/>
14 - Failed to Grant ROW to MV	<input type="checkbox"/>	<input type="checkbox"/>	<input type="checkbox"/>	<input type="checkbox"/>	<input type="checkbox"/>
15 - Disregard Officer	<input type="checkbox"/>	<input type="checkbox"/>	<input type="checkbox"/>	<input type="checkbox"/>	<input type="checkbox"/>
16 - Disregard Stop Light	<input type="checkbox"/>	<input type="checkbox"/>	<input type="checkbox"/>	<input type="checkbox"/>	<input type="checkbox"/>
17 - Disregard Stop Sign	<input type="checkbox"/>	<input type="checkbox"/>	<input type="checkbox"/>	<input type="checkbox"/>	<input type="checkbox"/>
18 - Disregard Other	<input type="checkbox"/>	<input type="checkbox"/>	<input type="checkbox"/>	<input type="checkbox"/>	<input type="checkbox"/>
19 - Improper Parking	<input type="checkbox"/>	<input type="checkbox"/>	<input type="checkbox"/>	<input type="checkbox"/>	<input type="checkbox"/>
20 - Reckless Driving	<input type="checkbox"/>	<input type="checkbox"/>	<input type="checkbox"/>	<input type="checkbox"/>	<input type="checkbox"/>
21 - Vehicular Homicide	<input type="checkbox"/>	<input type="checkbox"/>	<input type="checkbox"/>	<input type="checkbox"/>	<input type="checkbox"/>
22 - Driver's License Violation	<input type="checkbox"/>	<input type="checkbox"/>	<input type="checkbox"/>	<input type="checkbox"/>	<input type="checkbox"/>
23 - Improper Backing	<input type="checkbox"/>	<input type="checkbox"/>	<input type="checkbox"/>	<input type="checkbox"/>	<input type="checkbox"/>
24 - No Insurance	<input type="checkbox"/>	<input type="checkbox"/>	<input type="checkbox"/>	<input type="checkbox"/>	<input type="checkbox"/>
25 - Hit & Run	<input type="checkbox"/>	<input type="checkbox"/>	<input type="checkbox"/>	<input type="checkbox"/>	<input type="checkbox"/>
26 - Registration Violation	<input type="checkbox"/>	<input type="checkbox"/>	<input type="checkbox"/>	<input type="checkbox"/>	<input type="checkbox"/>
27 - Failure to Use Seat Belt	<input type="checkbox"/>	<input type="checkbox"/>	<input type="checkbox"/>	<input type="checkbox"/>	<input type="checkbox"/>
28 - Charges Pending	<input type="checkbox"/>	<input type="checkbox"/>	<input type="checkbox"/>	<input type="checkbox"/>	<input type="checkbox"/>
29 - Fed R & R Driver	<input type="checkbox"/>	<input type="checkbox"/>	<input type="checkbox"/>	<input type="checkbox"/>	<input type="checkbox"/>
30 - Fed R & R Vehicle	<input type="checkbox"/>	<input type="checkbox"/>	<input type="checkbox"/>	<input type="checkbox"/>	<input type="checkbox"/>
31 - Racing	<input type="checkbox"/>	<input type="checkbox"/>	<input type="checkbox"/>	<input type="checkbox"/>	<input type="checkbox"/>
32 - Careless	<input type="checkbox"/>	<input type="checkbox"/>	<input type="checkbox"/>	<input type="checkbox"/>	<input type="checkbox"/>
33 - Other (explain in narrative)	<input type="checkbox"/>	<input type="checkbox"/>	<input type="checkbox"/>	<input type="checkbox"/>	<input type="checkbox"/>

Suspect Alcohol	Alcohol Test Type
01 - Yes	01 - No Test Performed
02 - No	02 - Test Refused
99 - Unknown	03 - Blood
	04 - Serum
	05 - Breath
	06 - Urine
	07 - Other
	99 - Unknown

Suspect Drugs	Drug Test Type
01 - Yes	01 - No Test Performed
02 - No	02 - Test Refused
99 - Unknown	03 - Blood
	04 - Serum
	05 - Urine
	06 - Other
	99 - Unknown

DL Investigation	01 - Yes	02 - No	99 - Unknown
<input type="checkbox"/>	<input type="checkbox"/>	<input type="checkbox"/>	<input type="checkbox"/>

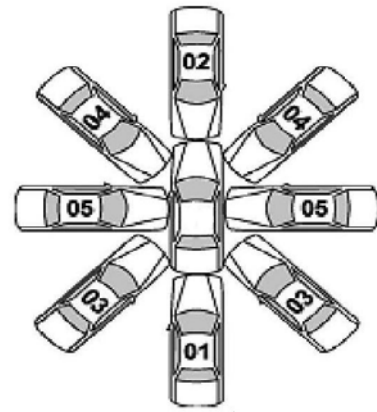
If Alcohol Test performed other than Breath then form 902E will be required with results at a later date.

If Drug Test performed then form 902E will be required with results at a later date.

2

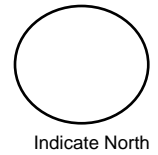
Base Information

<p>FIRST HARMFUL EVENT <input type="text"/></p> <p><u>Non - Collision:</u> 01 - Overturn/Rollover 02 - Fire/Explosion 03 - Immersion 04 - Jackknife 05 - Cargo/Equipment Loss or Shift 12 - Fell/Jumped from a motor vehicle 13 - Thrown or Falling Object 16 - Carbon Monoxide (CO) Poisoning 17 - Injuries by being thrown against part of the vehicle 18 - Other Non-Collision (Motorcycle Loss of Control)</p> <p><u>Collision w/ Person, MV, or Non-Fixed Object:</u> 19 - Pedestrian 20 - Pedacycle 21 - Railway Vehicle 22 - Motor Vehicle in Transport on Roadway 23 - Motor Vehicle on OTHER Roadway 24 - Parked Motor Vehicle 26 - Other NON-Fixed Object 27 - Work Zone/Maintenance Equipment 28 - Work Zone Channeling Device 29 - Object Set in Motion by Another Vehicle</p> <p><u>Animals:</u> 30 - Horse 31 - Cow 32 - Pig 33 - Sheep 34 - Other Domestic (Dog, Llama, etc) 35 - Elk 36 - Deer 37 - Moose 38 - Antelope 39 - Buffalo 40 - Other Wild (Bear, Coyote, Eagle)</p> <p><u>Collision w/ Fixed Object</u> 41 - Guardrail End 42 - Guardrail Face 43 - Impact Attenuator/Crash Cushion 44 - Bridge Pier or Support 45 - Bridge Overhead Structure 46 - Bridge Rail 47 - Concrete Traffic Barrier/Jersey Barrier 48 - Other Traffic Barrier (Includes temporary) 49 - Utility Pole/Light Support 50 - Traffic Signal Support 51 - Traffic Sign Support 52 - Overhead Traffic Sign 53 - Sign Support Single Post 54 - Sign Support Multiple Post 55 - Other Traffic Sign Support 56 - Barricade 57 - Tree/Shrubbery 58 - Cut Slope 59 - Road Approach 60 - Rock, Boulder, Rock Slide 61 - End of Drainage Pipe/Structure/Culvert 62 - Building or Other Structure Wall 63 - Fence (Including Post) 64 - Raised Median or Curb 65 - Delineator Post 66 - Earth Embankment/Berm 67 - Ditch 68 - Snow Embankment 69 - Mail Box 70 - Tunnel 71 - Cattle Guard 72 - Fixed Object Other 73 - Cable Barrier 99 - Unknown</p>	<p>Location of FHE <input type="text"/></p> 01 - On Roadway 02 - Off Roadway 03 - Shoulder 04 - Median 05 - On OTHER Roadway 06 - Outside of ROW 07 - Gore 08 - Separator 09 - In Parking Lane/Zone 10 - Tunnel 11 - Bridge 12 - Port of Entry 13 - Rest Area 99 - Unknown <p>Road Circumstance <input type="text"/> choose up to 3</p> 01 - None 02 - Road Surface Condition 03 - Debris, loose material on the surface 04 - Ruts, Holes, Bumps 05 - Work Zone/Construction Zone 06 - Worn or Polished Surface 07 - Obstruction in Roadway 08 - Traffic Control Device Missing 09 - Traffic Control Device Inoperative 10 - Traffic Control Device Obscured 11 - Shoulders (None, Low, Soft, High) 12 - Non- Highway Work 13 - Reduced Road Width 14 - Lane Markings Missing or Faded 15 - Obstructed by a Previous Crash 16 - Other 99 - Unknown <p>Work Zone Related <input type="text"/></p> 01 - Yes 02 - No 99 - Unknown <p>Work Zone Workers Present <input type="text"/></p> <p>Work Zone Location <input type="text"/></p> 01 - Before the First Warning Sign 02 - Advance Warning Area 03 - Transition Area 04 - Activity Area 05 - Termination Area 99 - Unknown <p>Type of Work Zone <input type="text"/></p> 01 - Lane Closure 02 - Lane Shift or Crossover 03 - Work on Shoulder/Median 04 - Intermittent or Moving Work 05 - Other 99 - Unknown <p>Manner of Collision <input type="text"/> *see diagram right</p> 01 - Rear End (Front to Rear) 02 - Head On (Front to Front) 03 - Angle Same Direction (Front to Side) 04 - Angle (Front-to-Side), Opposing Direction 05 - Angle Right (Front to Side, includes Broadside) 06 - Angle Direction not Specified 07 - Sideswipe Same Direction (Passing) 08 - Sideswipe Opposite Direction (Meeting) 09 - Rear to Side (Normally Backing) 10 - Rear to Rear (Normally Backing) 11 - Rear to Front (Normally Backing) 12 - Not a Collision w/2 Vehicles in Transport 13 - Other 99 - Unknown <p>Direction of Force <input type="text"/></p> 01 - Opposing (Opposite Direction within 15 degrees) 02 - Angle (force exceeds 15 degrees) 03 - Same (same direction within 15 degrees) 04 - Meeting (glancing collision from opposite direction) 05 - Passing (glancing collision from same direction) 99 - Unknown	<p>Weather 1st choice <input type="text"/> 2nd choice <input type="text"/></p> 01 - Clear 02 - Raining 03 - Snowing 04 - Fog 05 - Blowing Dust/Sand/Dirt 06 - Severe Wind Only 07 - Blizzard 08 - Sleet/Hail/Freezing Rain 09 - Blowing Snow 10 - Cloudy,Overcast 11 - Smoke 12 - Other 99 - Unknown <p>Environmental Circumstance <input type="text"/> choose up to 3</p> 01 - Weather Conditions 02 - Visual Obstruction Buildings 03 - Visual Obstruction Other Vehicle 04 - Visual Obstruction Vegetation 05 - Visual Obstruction Hillcrest 06 - Visual Obstruction Embankment-Snow, Rock,etc 07 - Other Physical Obstruction 08 - Glare (Sun or Headlight) 09 - Animals in Roadway 10 - Other 11 - None 99 - Unknown <p>Relation to Junction <input type="text"/></p> <p><u>Non-Interstate</u> 01 - Non-Junction 02 - Intersection 03 - Intersection Related 04 - Driveway Related 05 - Entrance/Exit Ramp 06 - Railway Grade Crossing 07 - Crossover Related 08 - Business Entrance 09 - Alley 10 - Other Non-Interchange (ie. Bike, Snowmobile Trail, School Xing) 99 - Unknown (describe in narrative)</p> <p><u>Interstate</u> 12 - Thru Roadway 13 - Intersection 14 - Intersection Related 15 - Ramp 16 - Other Parts (Gore) 99 - Unknown Interchange</p> <p>Type of Intersection <input type="text"/></p> 01 - Not an Intersection 02 - Four (4) -Way Intersection 03 - T Intersection 04 - Y Intersection 05 - Five (5) Point or more 06 - Intersection as part of an Interchange 07 - Roundabout 99 - Unknown	<p>Road 1st choice <input type="text"/> 2nd choice <input type="text"/></p> 01 - Dry 02 - Wet 03 - Ice/Frost 04 - Snow 05 - Mud/Dirt/Gravel 06 - Slush 07 - Oil/Fuel 08 - Sand on Dry Pavement 09 - Sand on Icy Road 10 - Water standing/Running 11 - Other 99 - Unknown <p>Lighting <input type="text"/></p> 01 - Daylight 02 - Darkness Unlighted 03 - Darkness Lighted 04 - Dawn 05 - Dusk 06 - Other 99 - Unknown <p>School Bus Related <input type="text"/></p> 01 - No 02 - Yes, Directly Involved 03 - Yes, Indirectly Involved
---	--	--	---



Manner of Collision CLARIFICATION

01 - Rear End (Front-to-Rear)
 02 - Head-on (Front-to-Front)
 03 - Angle (Front-to-Side), Same Direction
 04 - Angle (Front-to-Side), Opposing Direction
 05 - Angle (Front-to-Side), Right Angle/Broadside



Large empty rectangular area for drawing or notes, bounded by a grid of tick marks on all four sides.

Witnesses

Witness information forms for three individuals, labeled 1st, 2nd, and 3rd.

1st

First Name: [] MI: [] Last Name: []

Street Number: [] Street Name: [] City: [] State: [] Zip Code: []

Home Work Cell Phone and/or Home Work Cell Phone

[] - [] - [] and/or [] - [] - []

2nd

First Name: [] MI: [] Last Name: []

Street Number: [] Street Name: [] City: [] State: [] Zip Code: []

Home Work Cell Phone and/or Home Work Cell Phone

[] - [] - [] and/or [] - [] - []

3rd

First Name: [] MI: [] Last Name: []

Street Number: [] Street Name: [] City: [] State: [] Zip Code: []

Home Work Cell Phone and/or Home Work Cell Phone

[] - [] - [] and/or [] - [] - []

WYOMING DEPARTMENT OF TRANSPORTATION
HIGHWAY SAFETY PROGRAM

5300 Bishop Blvd.
Cheyenne, WY 82009

